Information Technology

July 2021

History of IT
PARK CITY
1884

• IT HISTORY

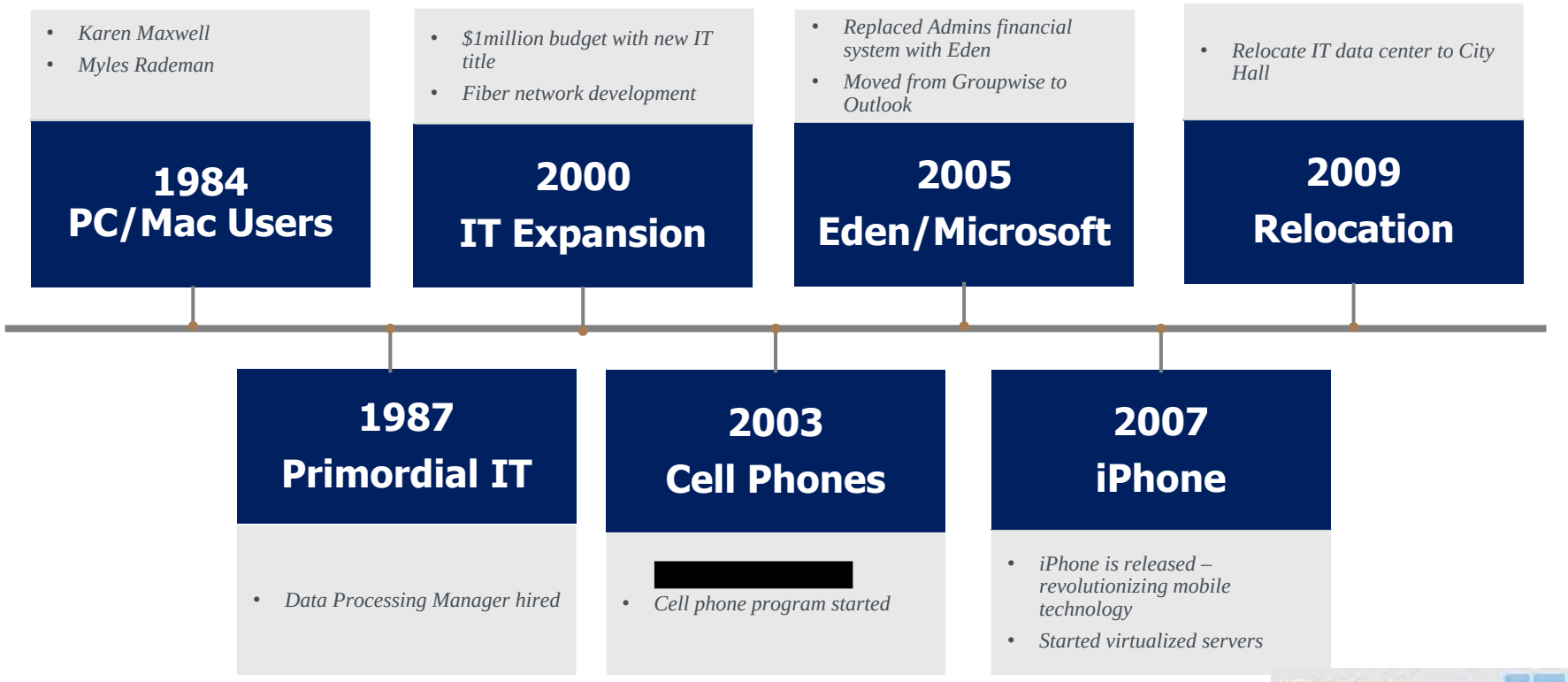

PC Stat
Data-Driven Action

HISTORY OF PARK CITY IT

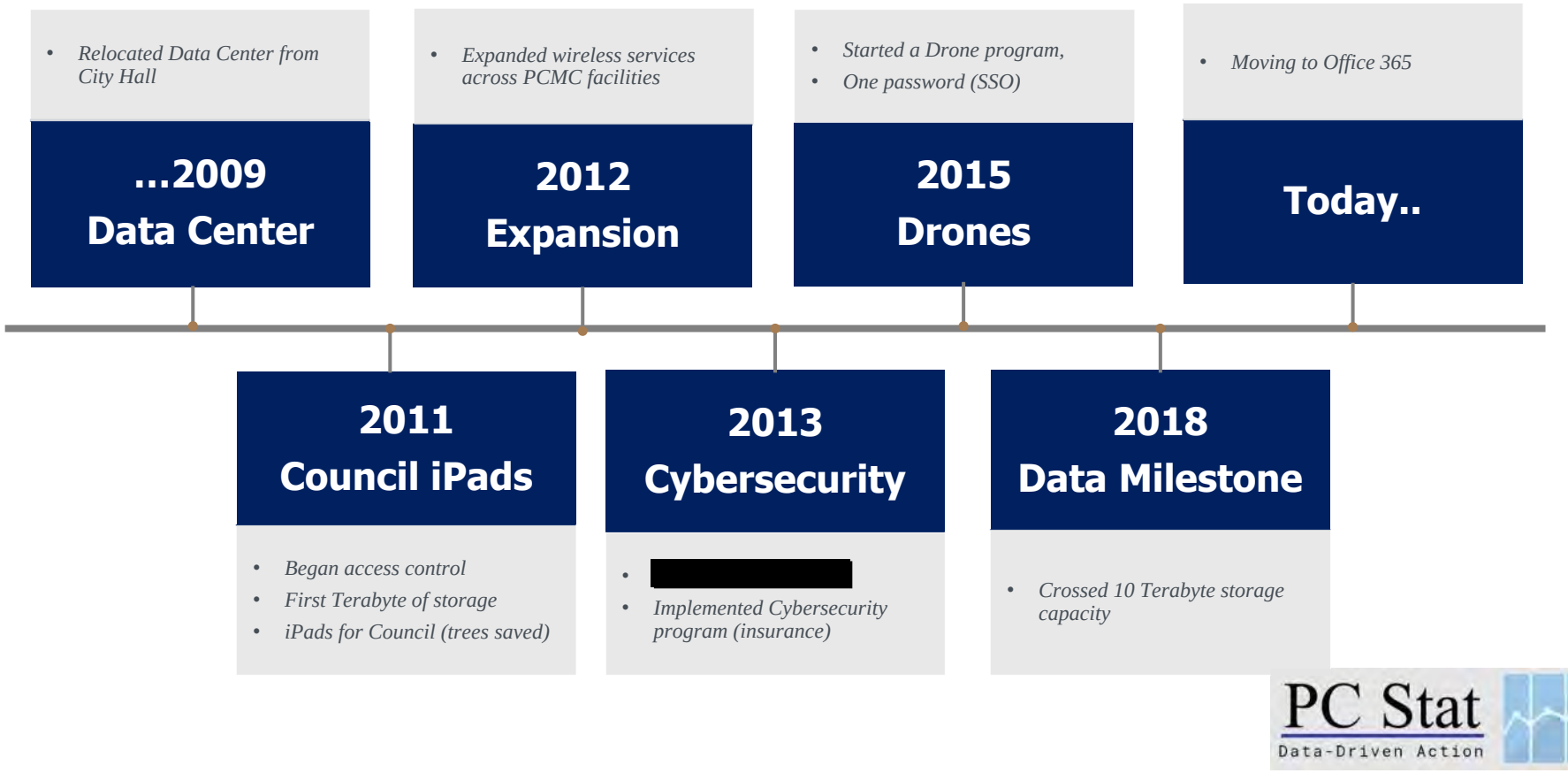

PC Stat
Data-Driven Action

$3398
10MB
THE HARD DISK YOU'VE BEEN WAITING FOR
XCOMP

10
COURIER
72

FIVE YEAR
PREMIUM MAGNITUDE LIBRARY
90

IBM
http://typewriterdatabase.com/my.3618.typewriter
@MinimaApp

PARK CITY
FINANCIAL STATEMENTS
with
REPORT OF CERTIFIED PUBLIC ACCOUNTANTS
FOR THE FISCAL YEAR ENDED JUNE 30, 1984

This is the computer...
that taught this boy...
TRS-80 Computer Consultant
Ralph Lipe of Fort Worth, Texas
to write this program!
TRS-80™... from $499* (Level I, 4K)
Fourteen-year-old Ralph Lipe taught himself to program a TRS-80 Microcomputer System with Radio Shack's "plain language" instruction manual. Then he developed a program for completing the IRS 1040-A tax form that took top honors at his school and regional science fairs. That was last year.
This year Ralph is in high school and working part-time as a computer consultant. Everyone from grade schoolers to graduate students can use the world's best-selling microcomputer, the TRS-80. It doesn't do your thinking for you — it helps you learn to think. Think about it!
Meet TRS-80's Big Brother!
New TRS-80 Model II
Systems from $3450
We've added a bigger, more powerful "brother" to the TRS-80 family. It's TRS-80 Model II, a completely new microcomputer for business applications. Its capabilities begin where Model I approaches upper limits. Storage capacity from is megabyte to 2 megabytes! For earliest delivery, order now from any of our 7000 locations.
Radio Shack
The biggest name in little computers™
A Division of Tandy Corporation • Over 7000 Locations in 40 Countries
*Retail prices may vary at individual stores and dealers.

Staff

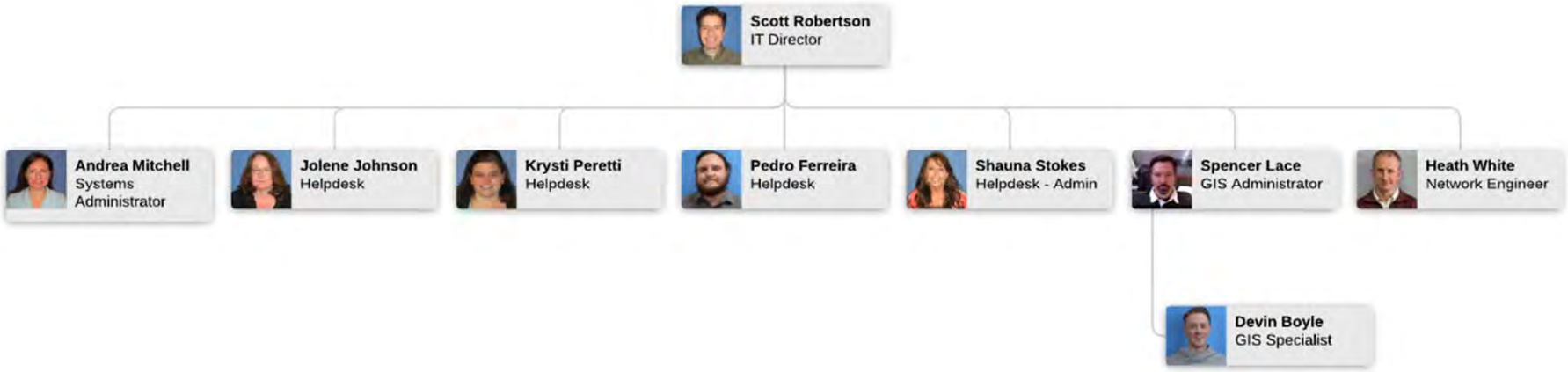

PC Stat
Data-Driven Action

OPERATIONS
PARK CITY
1884

Personnel

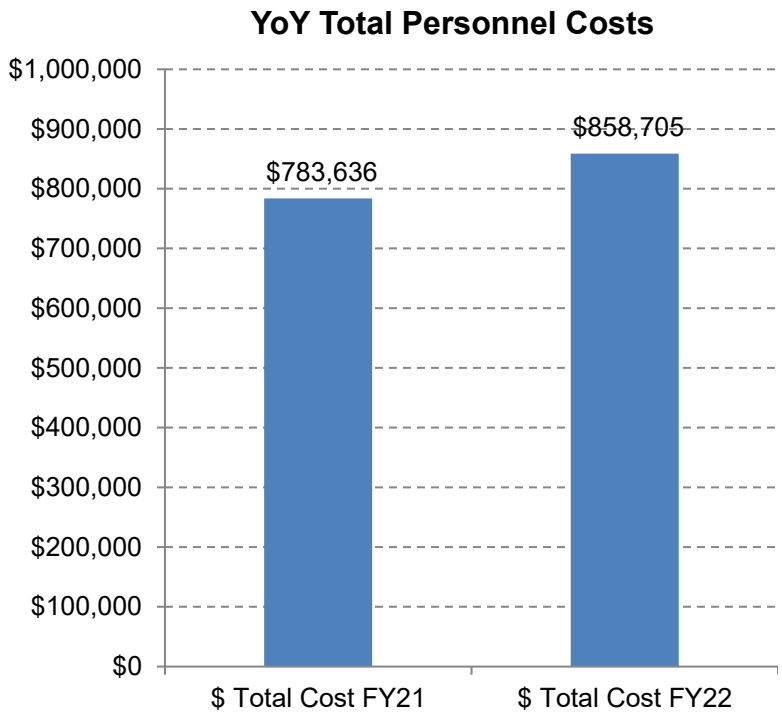

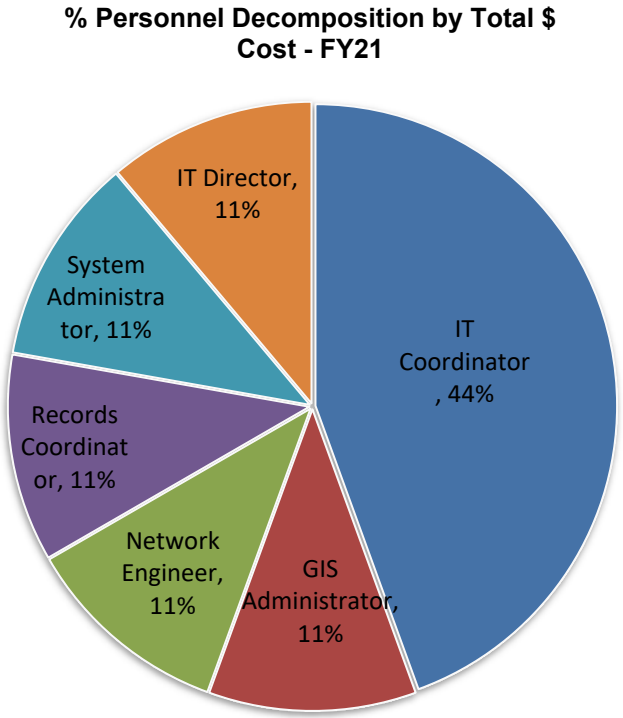

Source: Park City Municipal Corporation. As of 4/30/2021.

Expenses

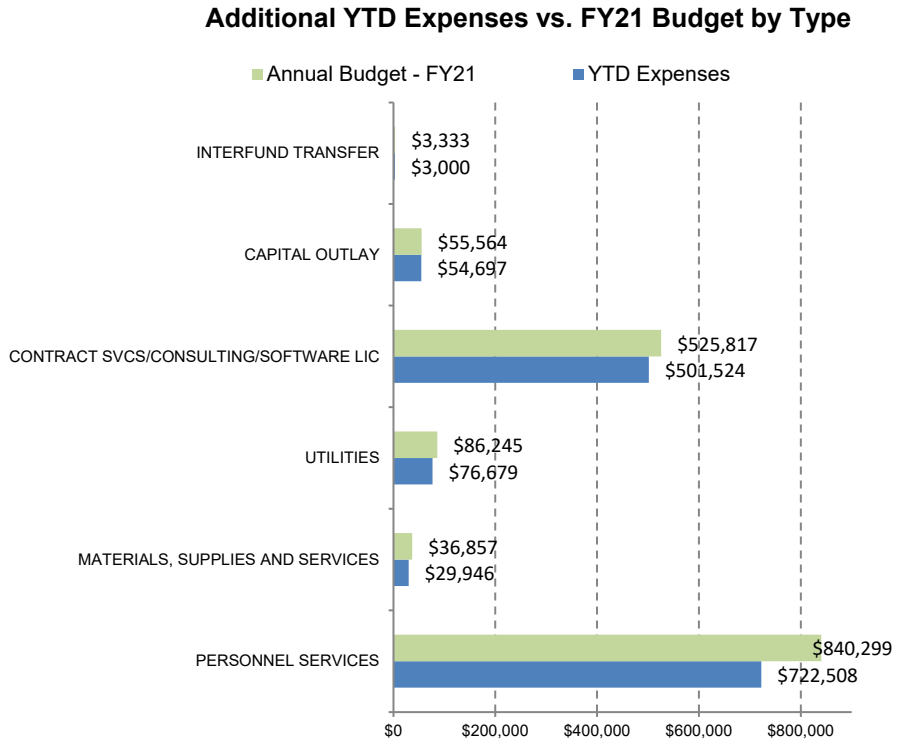

Source: Park City Municipal Corporation. As of 4/30/2021

Expenses

Budget Summary Decomposition by Expense Type - FY21

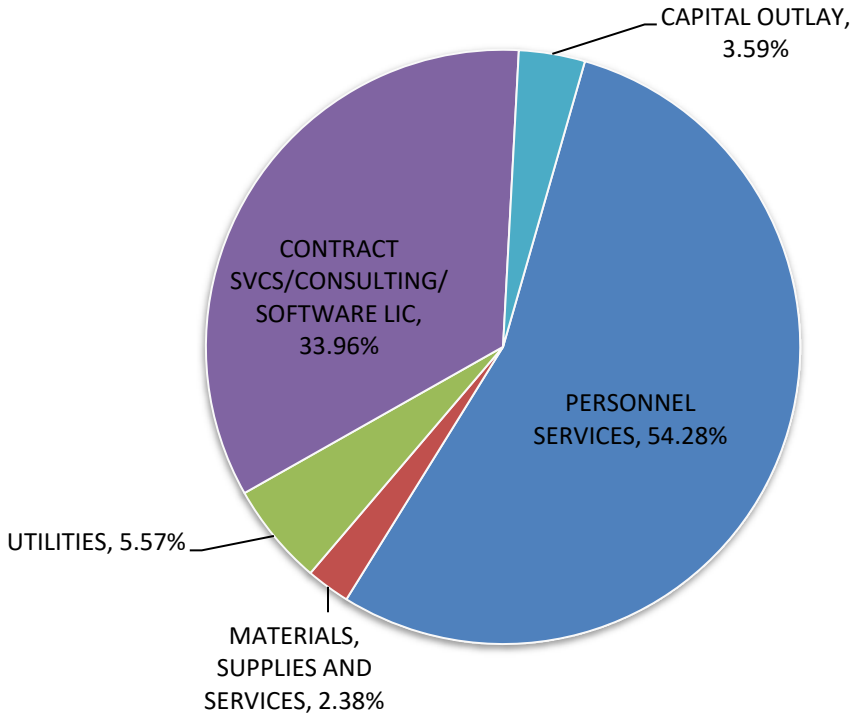

PC Stat
Data-Driven Action

Source: Park City Municipal Corporation. As of 4/30/2021.

Technology through the lens of information

[redacted]

PC Stat
Data-Driven Action

Infrastructure











PC Stat
Data-Driven Action

Systems

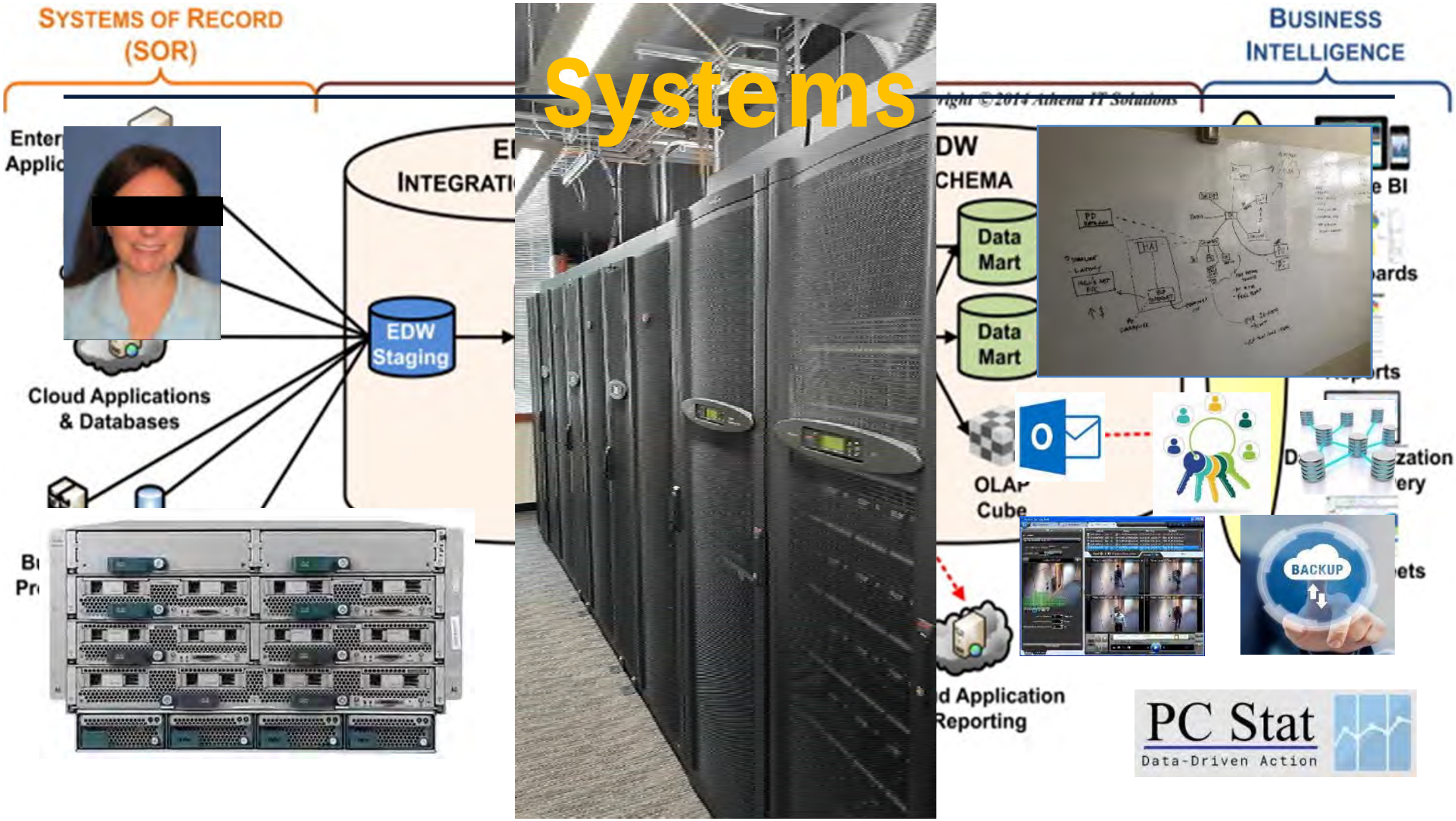
SYSTEMS OF RECORD
(SOR)
BUSINESS
INTELLIGENCE
Cloud Applications
& Databases
EDW
Staging
Data
Mart
Data
Mart
OLAP
Cube
BACKUP
PC Stat
Data-Driven Action

Network

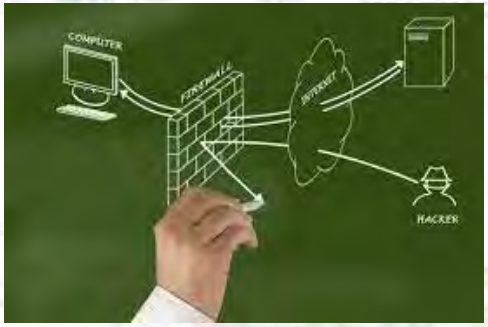



PC Stat
Data-Driven Action

Helpdesk

PC Stat
Data-Driven Action

IT Working

[redacted]
USB
CONSOLE
STATUS
P/S
FAN
MGMT ETH
LINK
ACT
[redacted]
PC Stat
Data-Driven Action

GIS

Backhoe Report 2020-2021 Da...
Current construction projects underway within the Park City area

FEMA NFHL Layer
Showing FEMA flood layer

Ground Water Heat Source Pu...
Areas where ground heat sources may be used.

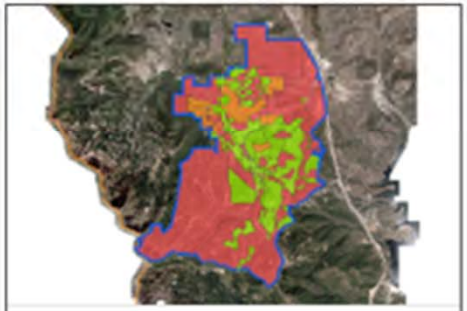

Nightly Rental Zones
Shows where short term rentals are allowed in each zone

Park City Soil Boundary Map
basemap with soil ordinance

Public Art tour
Park City Public Art

Z

PC Stat
Data-Driven Action

GIS



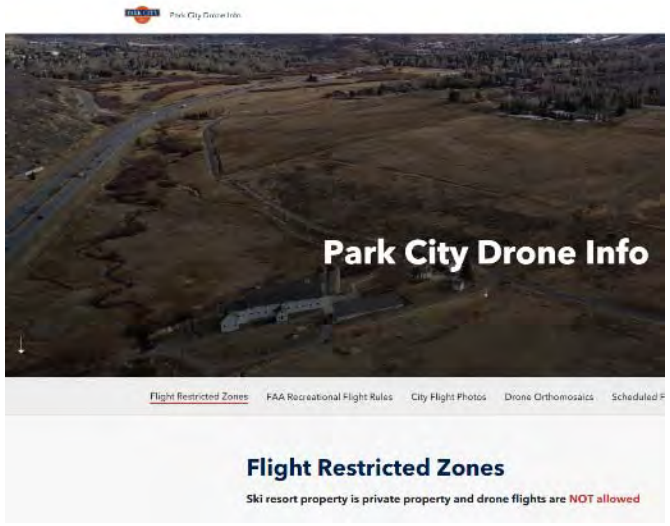

PC Stat
Data-Driven Action

Performance

Performance Overview

Staff Customer Service

"How would you describe your overall customer service experience with the staff from the IT Department?"

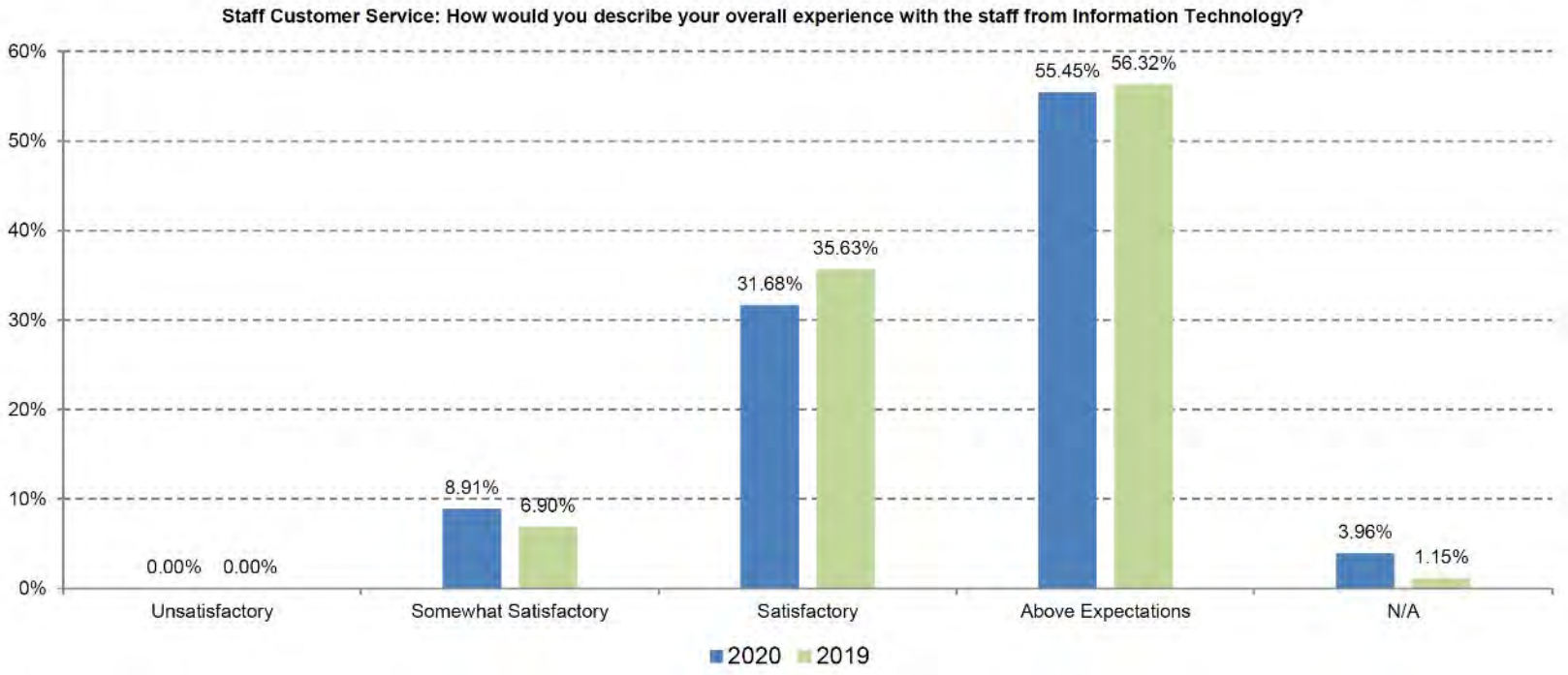

IT Growth

2014		
2014	Jan	240
2014	Feb	207
2014	Mar	230
2014	Apr	230
2014	May	228
2014	Jun	267
2014	Jul	301
2014	Aug	291
2014	Sep	202
2014	Oct	239
2014	Nov	247
2014	Dec	200
Total:		2882
Avg.		240

2020		
2020	Jan	472
2020	Feb	430
2020	Mar	525
2020	Apr	468
2020	May	371
2020	Jun	324
2020	Jul	314
2020	Aug	432
2020	Sep	395
2020	Oct	451
2020	Nov	335
2020	Dec	362
Total:		4879
Avg.		406

	2003	2011	2019
Desktops	182	208	165
Laptops	36	112	156
Printers	-	43	86
Servers	-	50	110
iPads	0	0	43
Cell Phones	-	108	230
Smart Phones	0	42	226
Aircards/MiFis	0	-	108
Cloud Services	0	1	10

PC Stat
Data-Driven Action

AI/ML


I REMEMBER WHEN ONLY A DEEP LEARNING SUPER COMPUTER COULD BEAT ME IN A DATA SCIENCE COMPETITION!
2ND PLACE
1ST PLACE!
COFFEE
KDNUGGETS.com

Threats

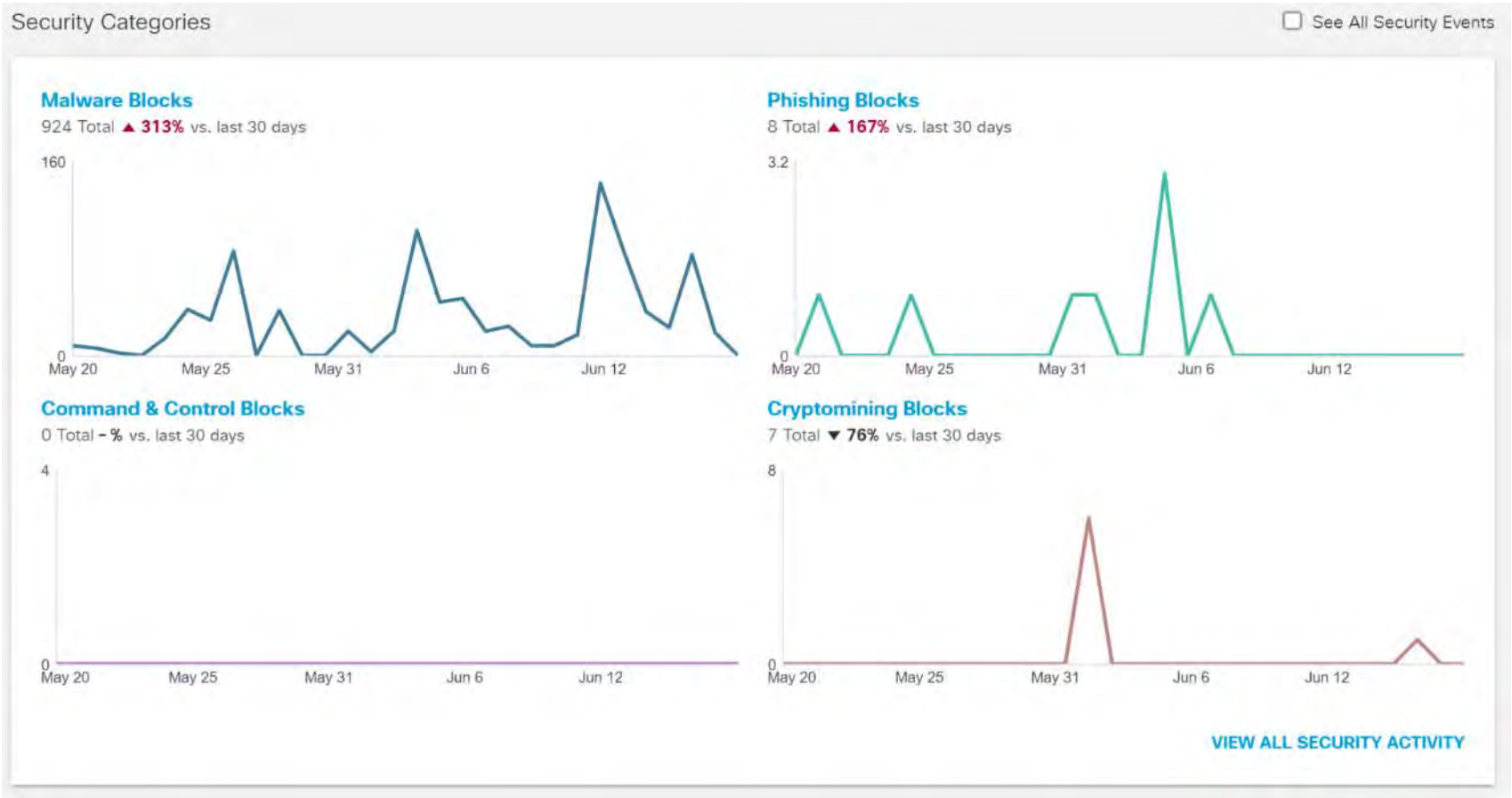
Security Categories
See All Security Events
Malware Blocks
924 Total ▲ 313% vs. last 30 days
160
0
May 20
May 25
May 31
Jun 6
Jun 12
Phishing Blocks
8 Total ▲ 167% vs. last 30 days
3.2
0
May 20
May 25
May 31
Jun 6
Jun 12
Command & Control Blocks
0 Total - % vs. last 30 days
4
0
May 20
May 25
May 31
Jun 6
Jun 12
Cryptomining Blocks
7 Total ▼ 76% vs. last 30 days
8
0
May 20
May 25
May 31
Jun 6
Jun 12
VIEW ALL SECURITY ACTIVITY

Threats

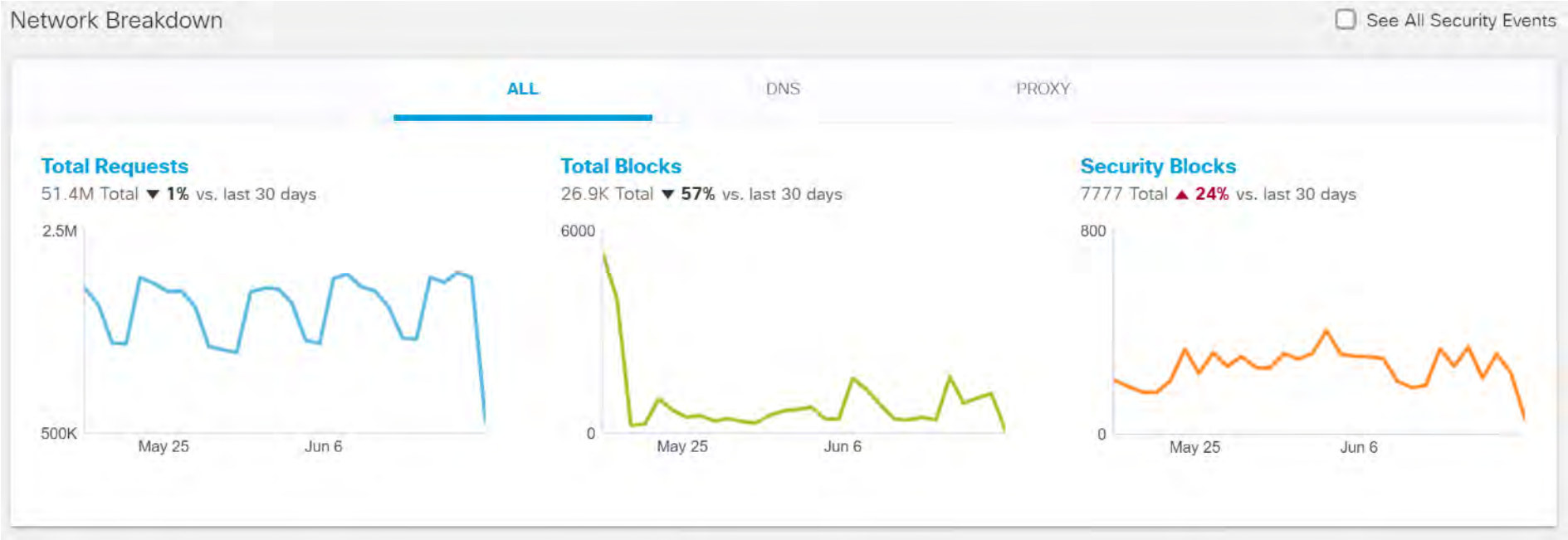

PC Stat
Data-Driven Action

Geolocation

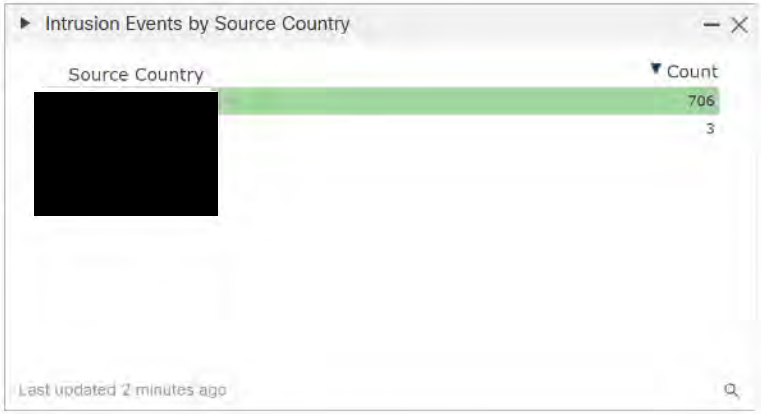

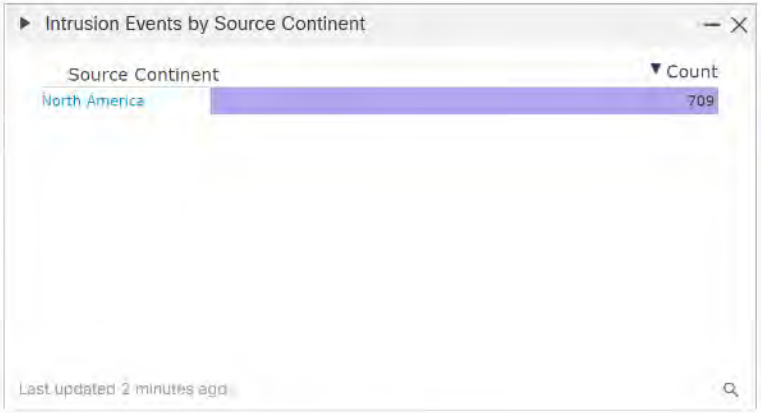

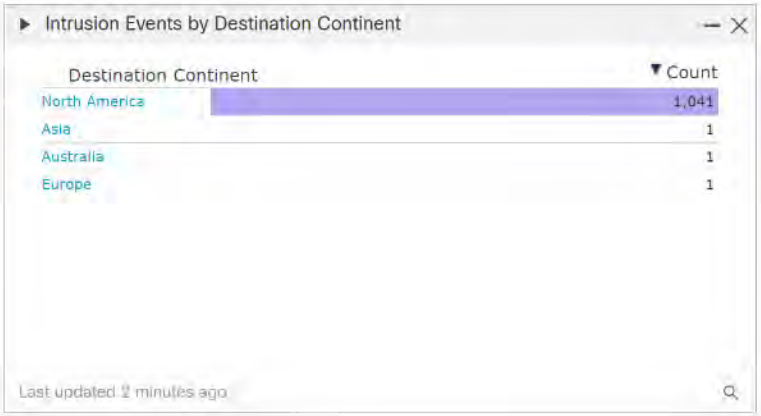

Cyber Console

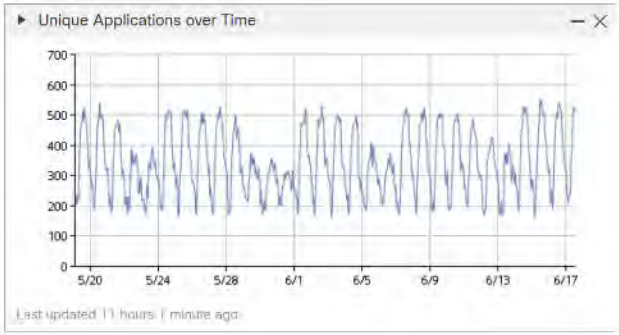

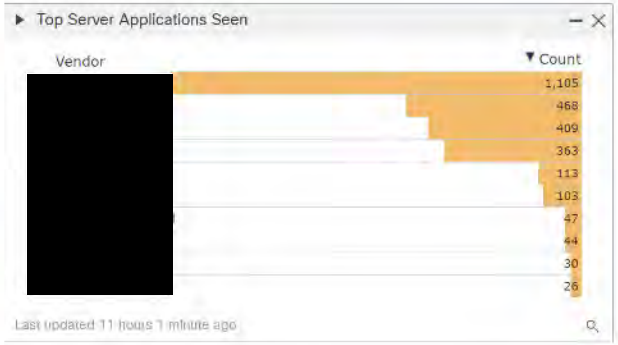

Top Attackers

Source IP	Count
[redacted]	957
[redacted].west-2.compute.amazonaws.com)	107
[redacted].east-2.compute.amazonaws.com)	95
[redacted].compute-1.amazonaws.com)	89
[redacted].compute-1.amazonaws.com)	73
[redacted].compute-1.amazonaws.com)	56
[redacted].compute-1.amazonaws.com)	39
[redacted]	38
[redacted].east-2.compute.amazonaws.com)	37
[redacted]	35

Last updated 1 minute ago

All Intrusion Events

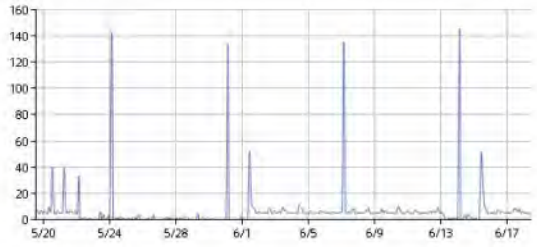

Last updated 1 minute ago

Total Events by Application Protocol

Application	Total Events
HTTP	1,266
SSH	957
NetBIOS-ssn (SMB)	94
CIP	42
HTTPS	42
CIP Infrastructure	38
CIP Read	4
PJL	4
Chase	2
ENIP	2

Last updated 1 minute ago

Top Targets

Destination IP	Count
[redacted].ca-central-1.compute.amazonaws.c	957
[redacted].parkcity.org)	114
[redacted]neweb.parkcity.org)	111
[redacted]city.org)	105
[redacted]web.parkcity.org)	84
[redacted]t2.parkcity.org)	75
[redacted]city.org)	72
[redacted]eprint.library.parkcity.org, print.parkcitylibrary.org)	70
[redacted]city.org)	67
[redacted].parkcity.org)	54

Last updated 1 minute ago

[redacted]

Last 30 days

	Total
	567
0	24
1	3
2	806
3	1,021
4	0
All	1,854

Impact 1 Events by Application Protocol

Application	Impact 1 Events
HTTP	3

Last updated 1 minute ago

Dropped Intrusion Events

Classification	Count
Attempted Administrator Privilege Gain	387
Web Application Attack	134
Potential Corporate Policy Violation	65
Attempted Information Leak	36
Attempted User Privilege Gain	22
A Network Trojan was Detected	3

Last updated 1 minute ago

Total Events by User

Username	Total Events
[redacted]	2,249
[redacted]ecca.lael, LDAP)	16
[redacted]william.dabeli, LDAP)	13
[redacted]hristine.roh, LDAP)	8
[redacted]\daniel.thurston, LDAP)	8
[redacted]brennen.graff, LDAP)	6
[redacted]\iwona.goodley, LDAP)	6
[redacted]pedro.ferreira, LDAP)	6
[redacted]\adriane.juarez, LDAP)	5
[redacted]\brandon.mason, LDAP)	4

Last updated 1 minute ago

Impact 2 Events by Application Protocol

Application	Impact 2 Events
HTTP	677
NetBIOS-ssn (SMB)	94
CIP	21
CIP Infrastructure	19
PJL	4
CIP Read	2
ENIP	1

Last updated 1 minute ago

Application Risk

Office 365

[redacted]

Activations | **Microsoft 365 Apps usage** | Active users | Groups activity | Multi-Geo Distribution

Last updated: June 15, 2021 (UTC) | Help | Past 30 days

Users Export

Number of daily unique users by app

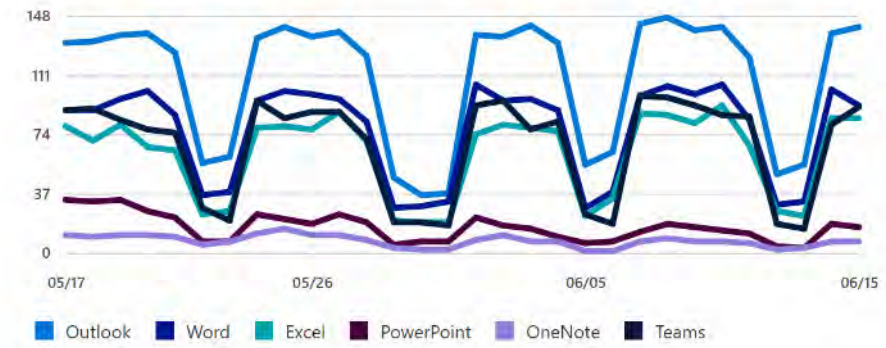

Platforms Export

Number of daily unique users by platform

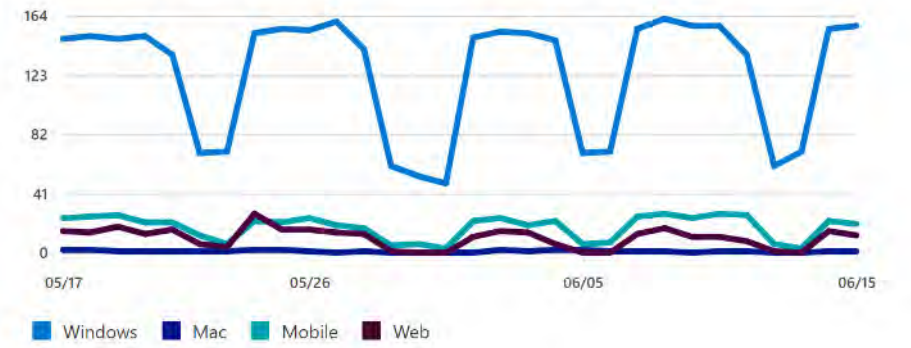

Teams usage report

Jun 18, 2021 4:18:45 PM UTC Date range: **Mar 19, 2021 - Jun 16, 2021**

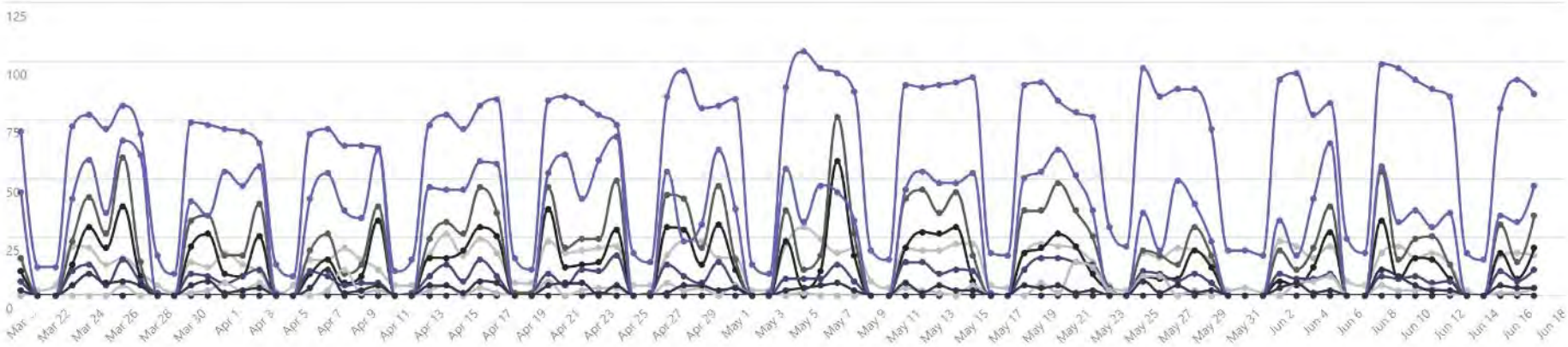

223	75	1	1,134	577	1,843	2,821	172	225
Total active users	Active channels	Guests	Reply messages	Post messages	Channel messages	Reactions	Mentions	Meetings Organized

Team name	Active users	Guests	Active channels	Post messages	Reply messages
Gordo Site Planning and D...	10	0	2	19	10
IT	11	0	3	498	1015
Park City Engineering	4	0	1	0	0
PC Ice Arena	1	0	1	0	0
Planning/Legal	10	0	1	12	31

Zoom

Meetings/Webinars

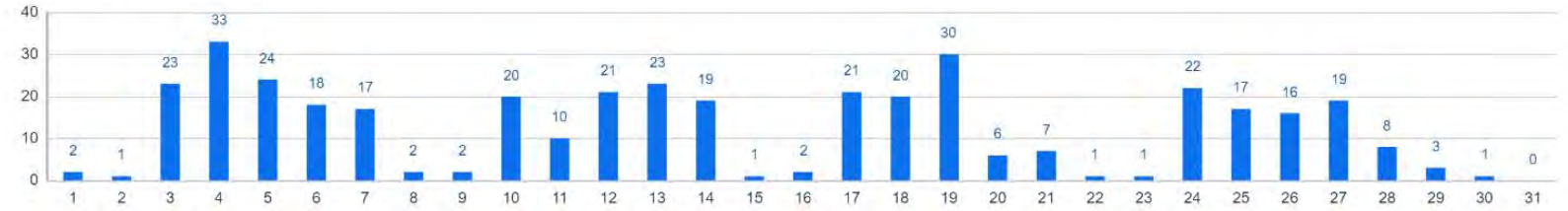

Participants

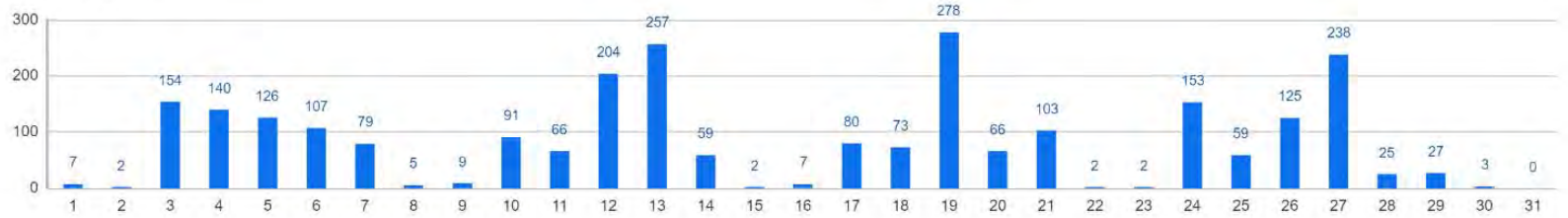

Duration (Minutes)

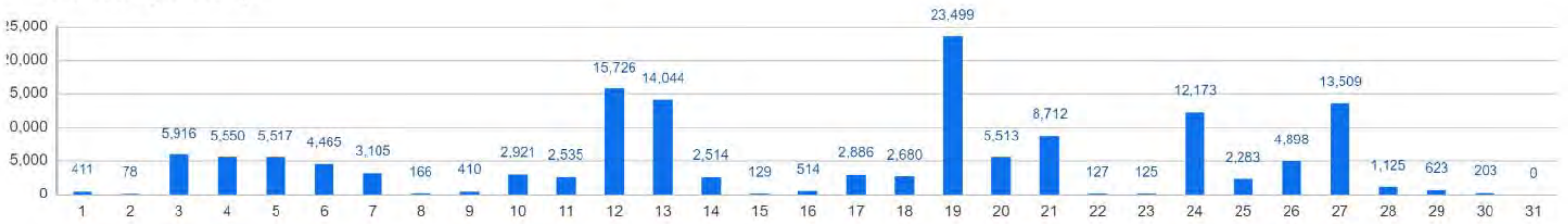

Uptime

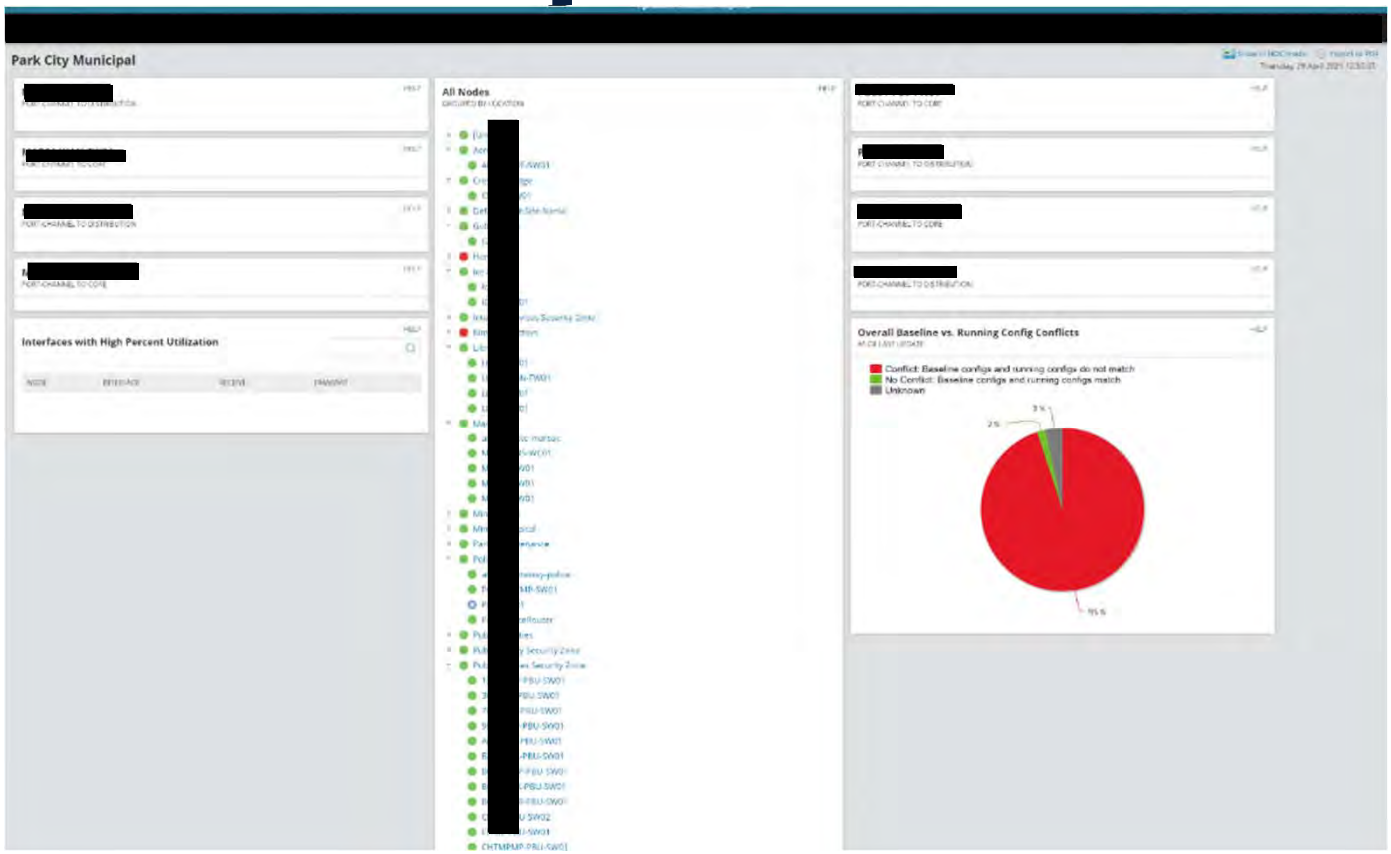
Park City Municipal
All Nodes
Interfaces with High Percent Utilization
Overall Baseline vs. Running Config Conflicts
Conflict: Baseline configs and running configs do not match
No Conflict: Baseline configs and running configs match
Unknown
3 %
2 %
95 %

Vulnerability

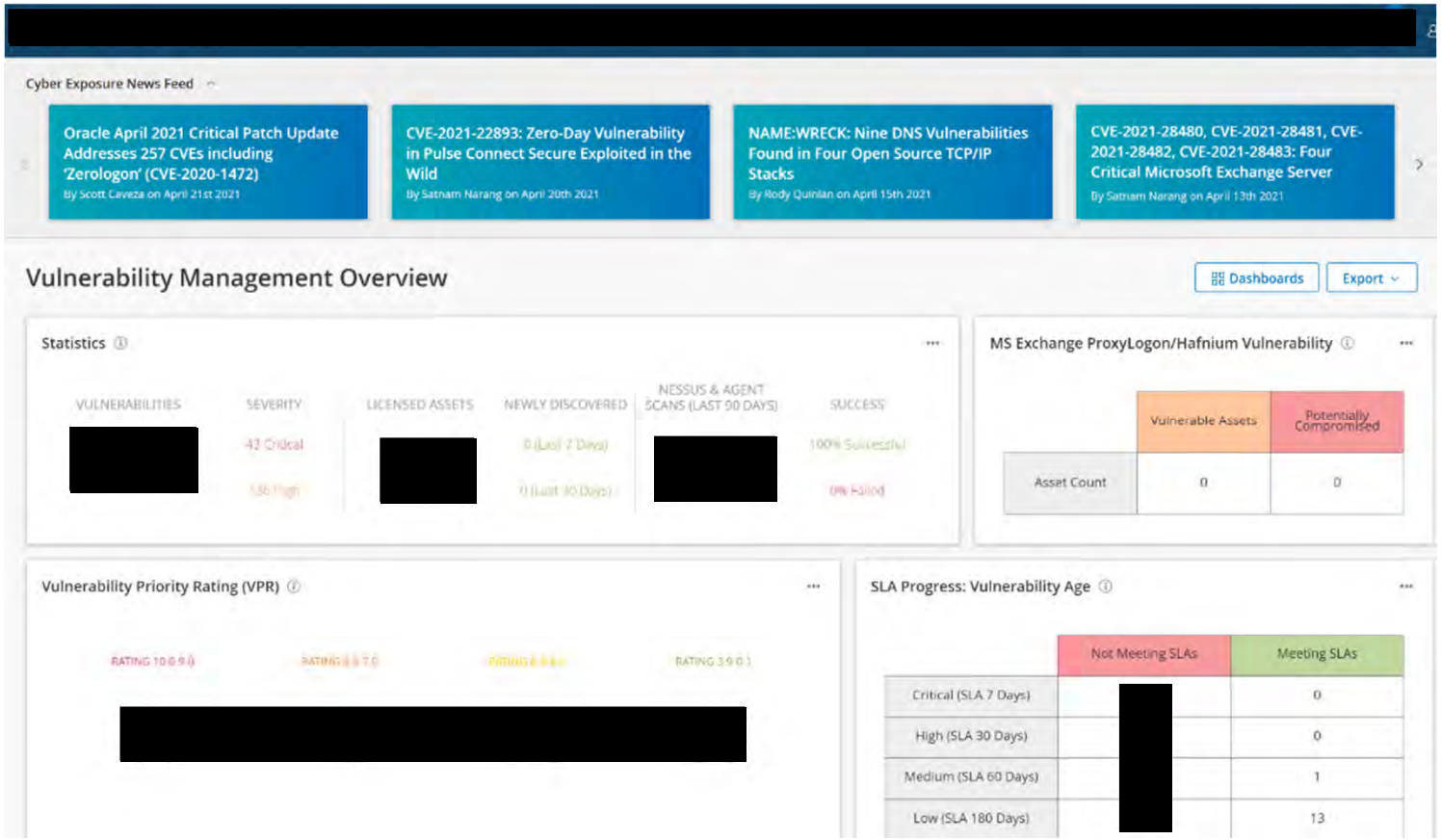

Vulnerable Software
View Executions
All
Day
Week
[redacted]8.0:update181 124a0d77...74fdc7c3 16 1 severe vulnerabilities 2021-04-29 17:24:15 UTC 6.8
[redacted]
[redacted]
8cfb5508...10af6736 4 14 severe vulnerabilities 2021-04-29 11:34:34 UTC 9.3
2ed8f1d5...e057d2e8 4 2 severe vulnerabilities 2021-04-29 10:18:46 UTC 6.8
[redacted]
[redacted]8.0:update181 9ceda3b5...fc6766b6 9 1 severe vulnerabilities 2021-04-28 23:47:25 UTC 6.8
6bec15dd...06444f99 1 67 severe vulnerabilities 2021-04-28 06:07:13 UTC 6.8
[redacted]
[redacted]
ead47830...14d98914 3 10 severe vulnerabilities 2021-04-25 12:57:31 UTC 9.3
[redacted]20048 0e874bcf...09135e11 1 24 severe vulnerabilities 2021-04-23 21:04:45 UTC 6.8
[redacted]
[redacted] 272c60be...6b525dae 1 194 severe vulnerabilities 2021-04-23 01:26:19 UTC 6.8
1 - 18 of 18 total records
1
of 1
Export to CSV

VPN & 2FA

Users

0	0	171
Bypass Users	Locked Out	Inactive
View	View	View

[redacted] Total Users

Endpoints

15	37.5% ↓
Out of Date OS	Change
View	in the last 7 days

[redacted] Total Endpoints

6 Administrators

[redacted] 2FA Devices

43 Groups

15 New Trust Monitor Security Events

4 Priority Events

[redacted] **Authentications**

In the last 48 hours, shown at **every 30 minutes**.

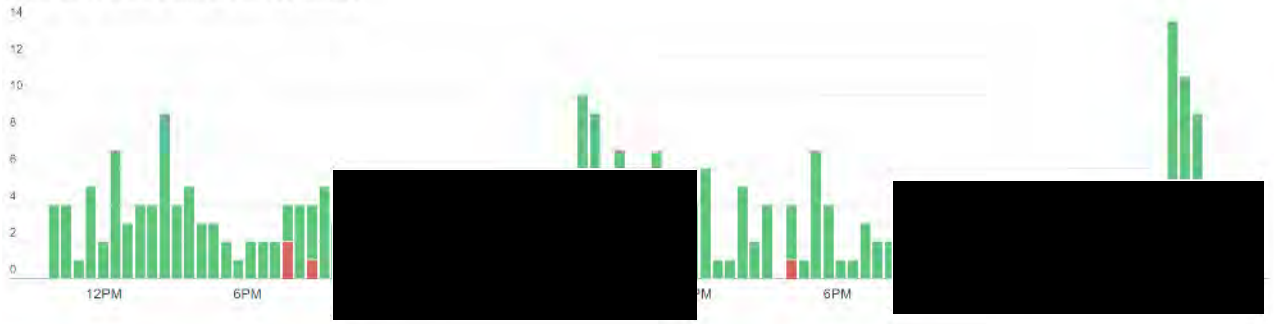

Special Projects & Topics
PARK CITY
1884

SPECIAL PROJECTS

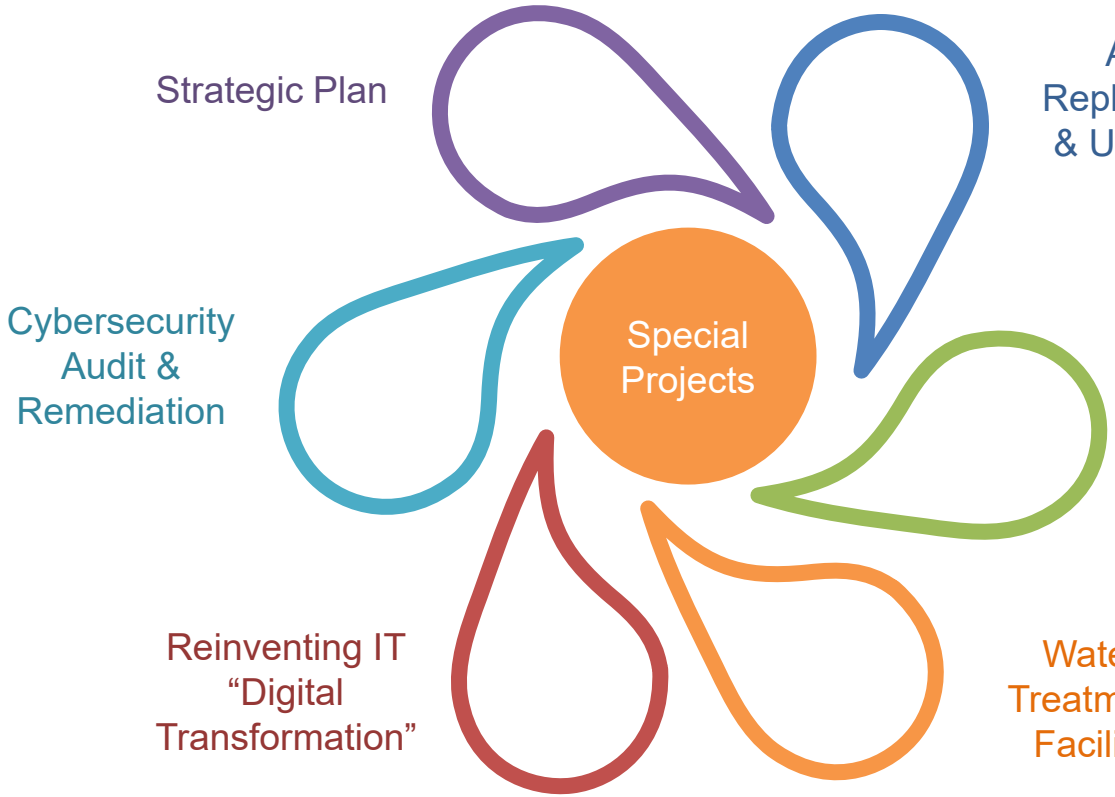

PC Stat
Data-Driven Action
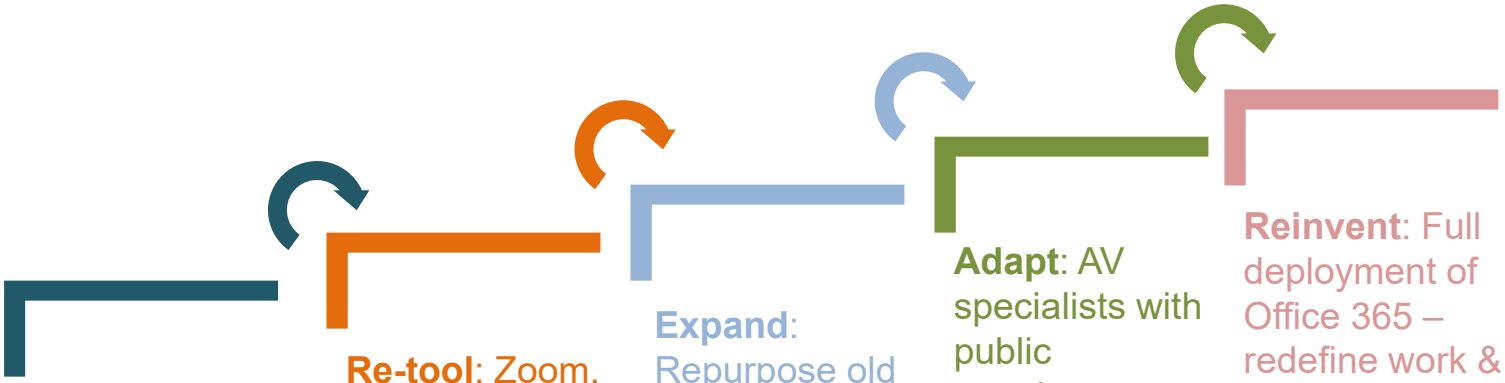
COVID RESPONSE