


# Police Department

August 2020

Park City Police

Park City Poli





# OPERATIONS

PARK CITY  
1884

# — DIVISIONS & PROGRAMS —

Administration - Captain Phil Kirk	
Division/Program	Supervisor/Program Coordinator
Records	Key Stevenson, Wendy Blake
Technical Specialists	Capt. Phil Kirk
Social Media	Capt. Phil Kirk
Community Outreach Officer	Franco Libertini
Community Technical Specialist	Enrique Sanchez
School Resource Officer/Drug Education Program	Trent Jarman
Policy Review & Police Budget	Capt. Phil Kirk & Malena Stevens

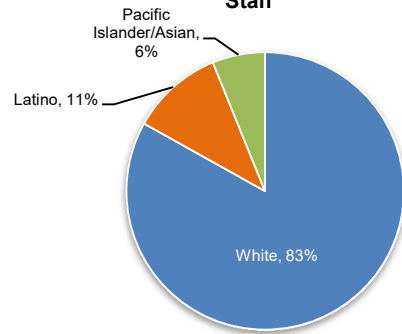
Investigations - Lieutenant Darwin Little	
Division/Program	Supervisor/Program Coordinator
Evidence Drug Disposal Program	Maddison Sinsley
Secure Strike Force	Dt. Daniel Cherkis
Metro Narcotics Task Force Administrator	Lt. Darwin Little
Victim Advocate Coordinator	Devan Bobo
Major Crimes Taskforce	Lt. Darwin Little
Child Exploitation Taskforce	Lt. Darwin Little

Operations Section - Captain Andrew Leatham
Section Programs Include: Patrol, Problem Oriented Policing, Special Events, SWAT, Training, Use of Force Review Board, Traffic Unit, Mountain Bike Team.
Lt. Vaifoa Lealaitafea
Sgt. Jay Randall
Sgt. Rick Penrod
Sgt. Corey Allinson
Sgt. Rob McKinney
Sgt. Zach Nakaishi
Sgt. Clint Johnson

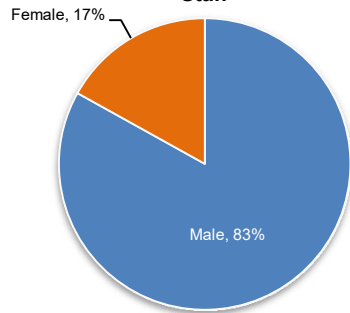
Source: Park City Municipal Corporation. As of July 31, 2020.

# DIVERSITY

**Staff Ethnic Diversity - % Composition of Total PD Staff**



**Staff Gender Diversity - % Composition of Total PD Staff**

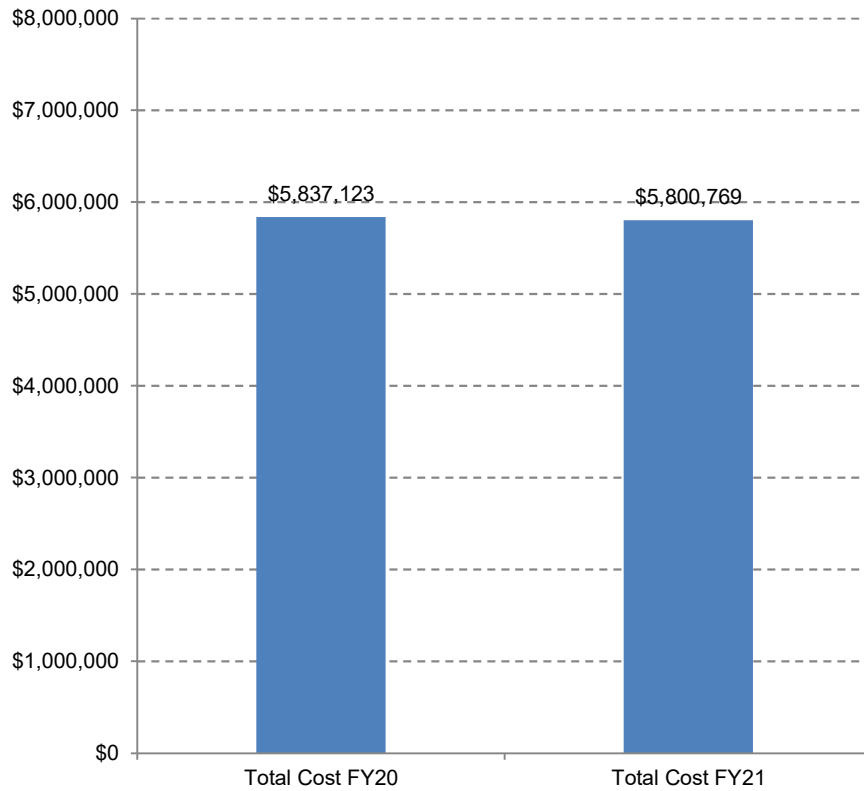


		Ethnic Diversity					Gender Diversity		
		White	Latino	Pacific Islander/Asian	Black	Total	Male	Female	Total
Officers	Count	27	4	2	0	33	29	4	33
	Percentage	82%	12%	6%	0%		88%	12%	
Reserves	Count	12	1	0	0	13	12	1	13
	Percentage	92%	8%	0%	0%		92%	8%	
Command	Count	3	1	1	0	5	5	0	5
	Percentage	60%	20%	20%	0%		100%	0%	
Sergeants	Count	5	0	1	0	6	6	0	6
	Percentage	83%	0%	17%	0%		100%	0%	
Non-sworn	Count	7	1	0	0	8	2	6	8
	Percentage	88%	13%	0%	0%		25%	75%	
All PD Staff	Count	54	7	4	0	65	54	11	65
	Percentage	83%	11%	6%	0%		83%	17%	
PC Census		79%	17%	2%	1%		53%	47%	
Difference from PC Census		4%	-6%	4%	-1%		30%	-30%	
Police National Average		71%	12%	3%	13%		85%	15%	
Difference from National Average		12%	-1%	3%	-13%		-2%	2%	

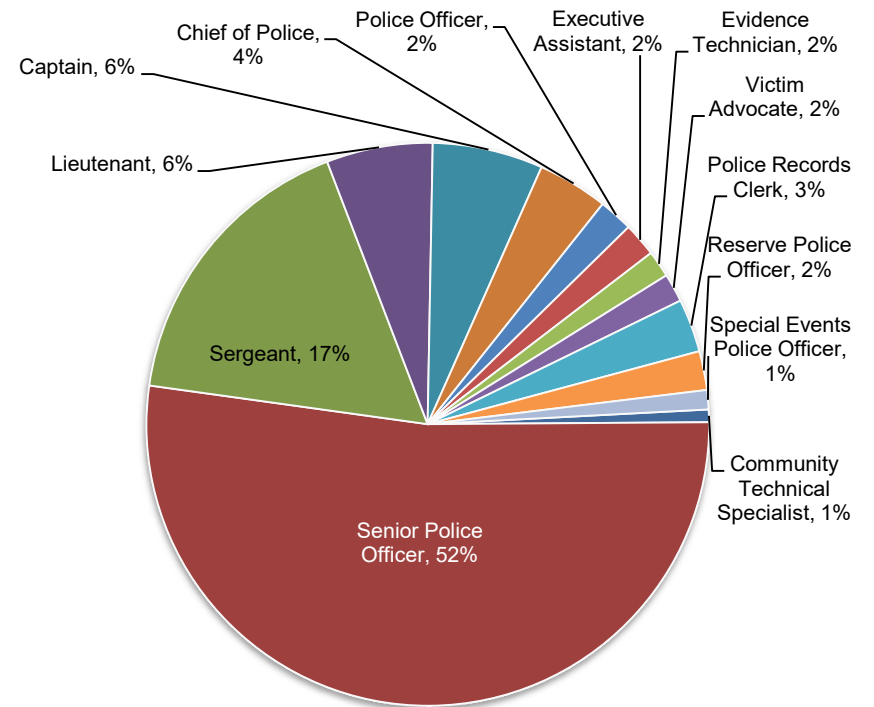
Source: Park City Municipal Corporation. As of July 31, 2020.

# PERSONNEL

YoY Total Personnel Costs



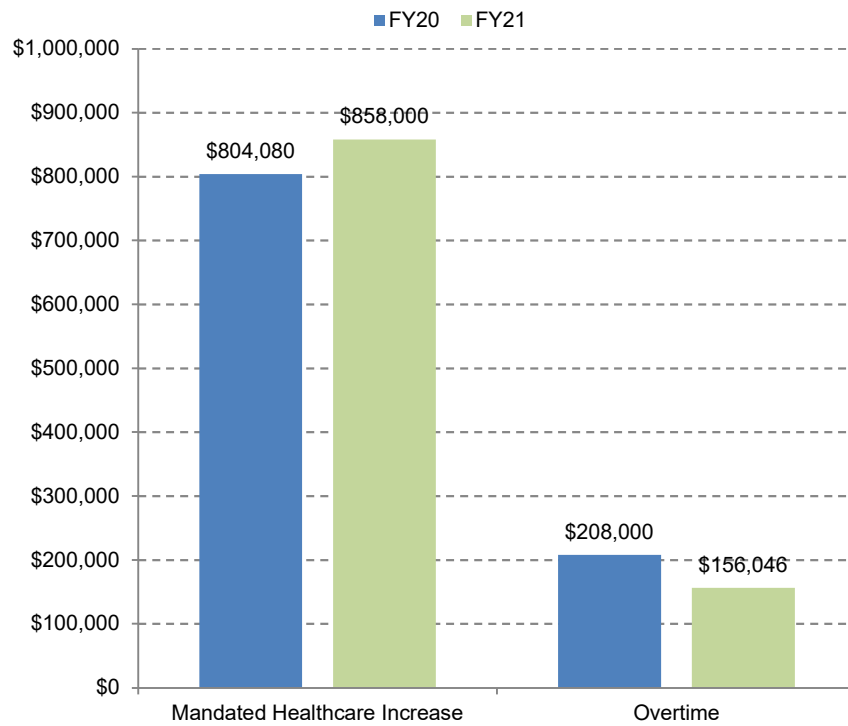
% Personnel Decomposition by Total \$ Cost - FY21



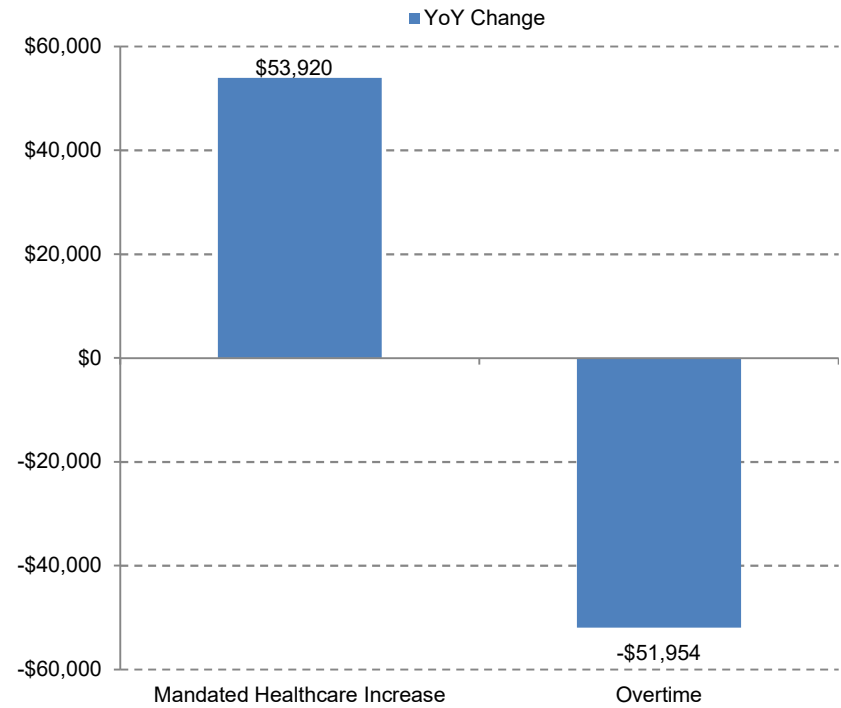
Source: Park City Municipal Corporation. As of July 31, 2020.

# PERSONNEL

YoY Change in Key Incremental Cost Drivers - FY20 vs. FY21



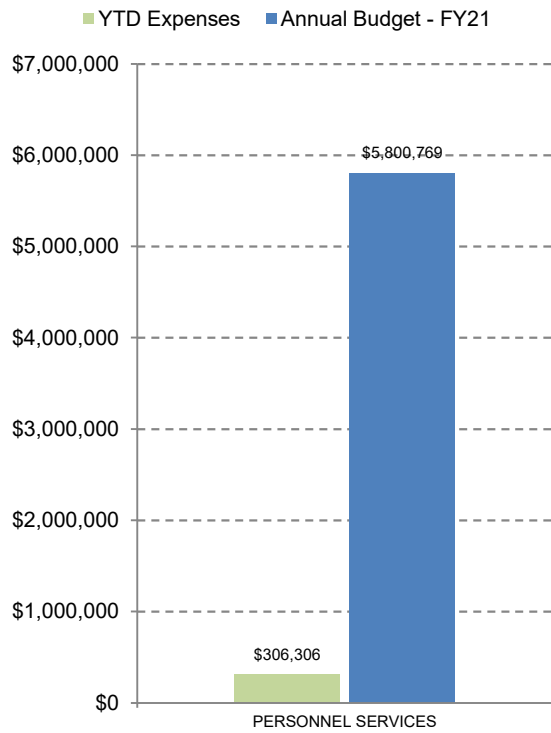
YoY Change in Key Incremental Cost Drivers - FY20 vs. FY21



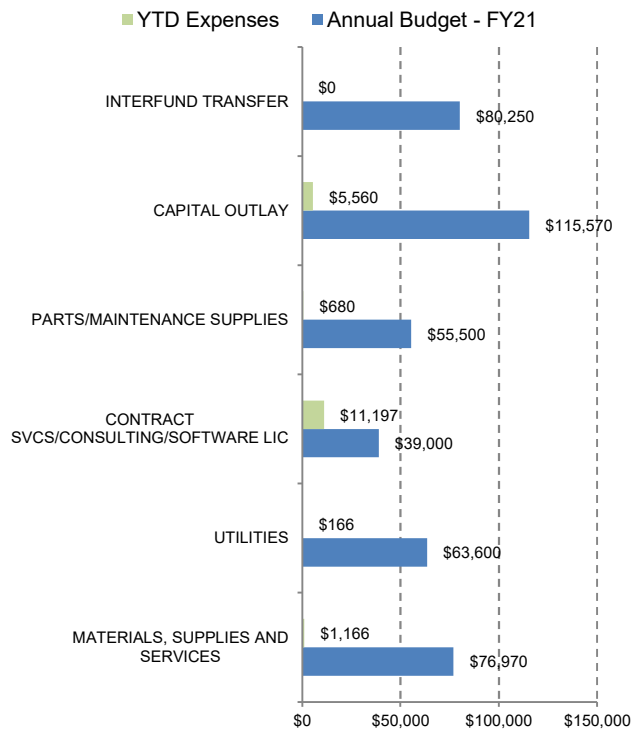
Source: Park City Municipal Corporation. As of July 31, 2020.

# EXPENSES

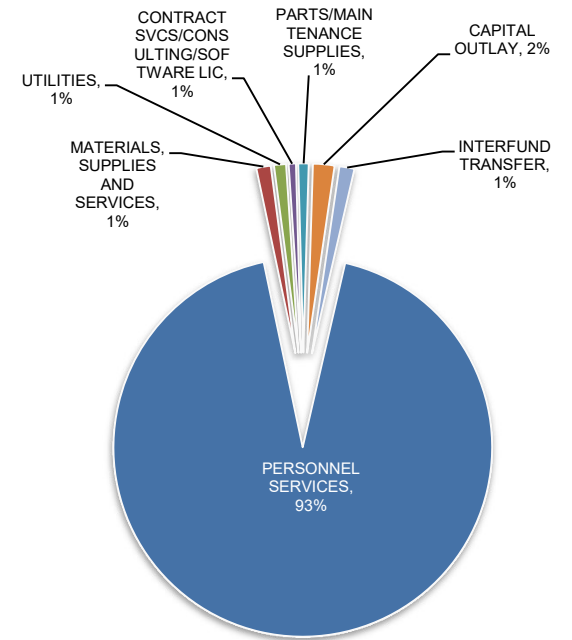
**YTD Personnel Expenses vs. FY21 Budget by Type**



**Additional YTD Expenses vs. FY21 Budget by Type**



**Budget Summary Decomposition by Expense Type - FY21**



Source: Park City Municipal Corporation. As of June 30, 2020.

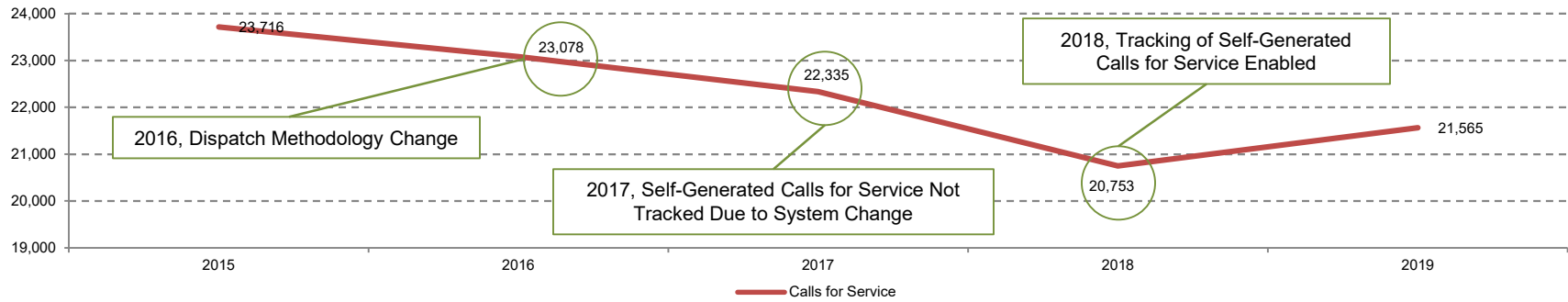
# Performance



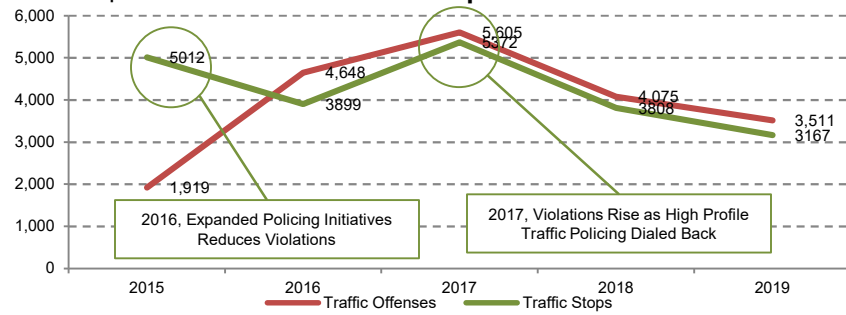


# TRENDS

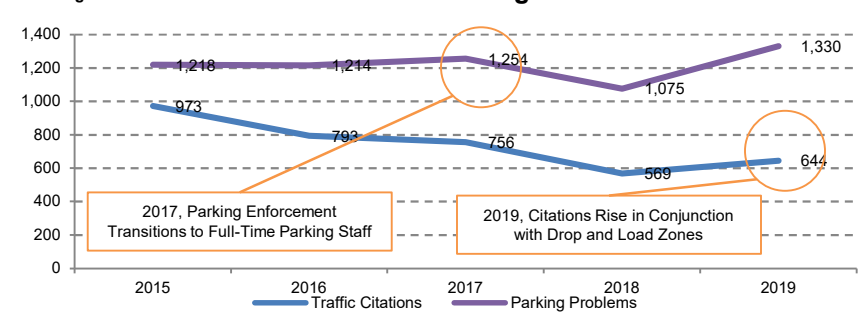
## Calls for Service



## Traffic Trends by Incidence Type - Offenses and Stops

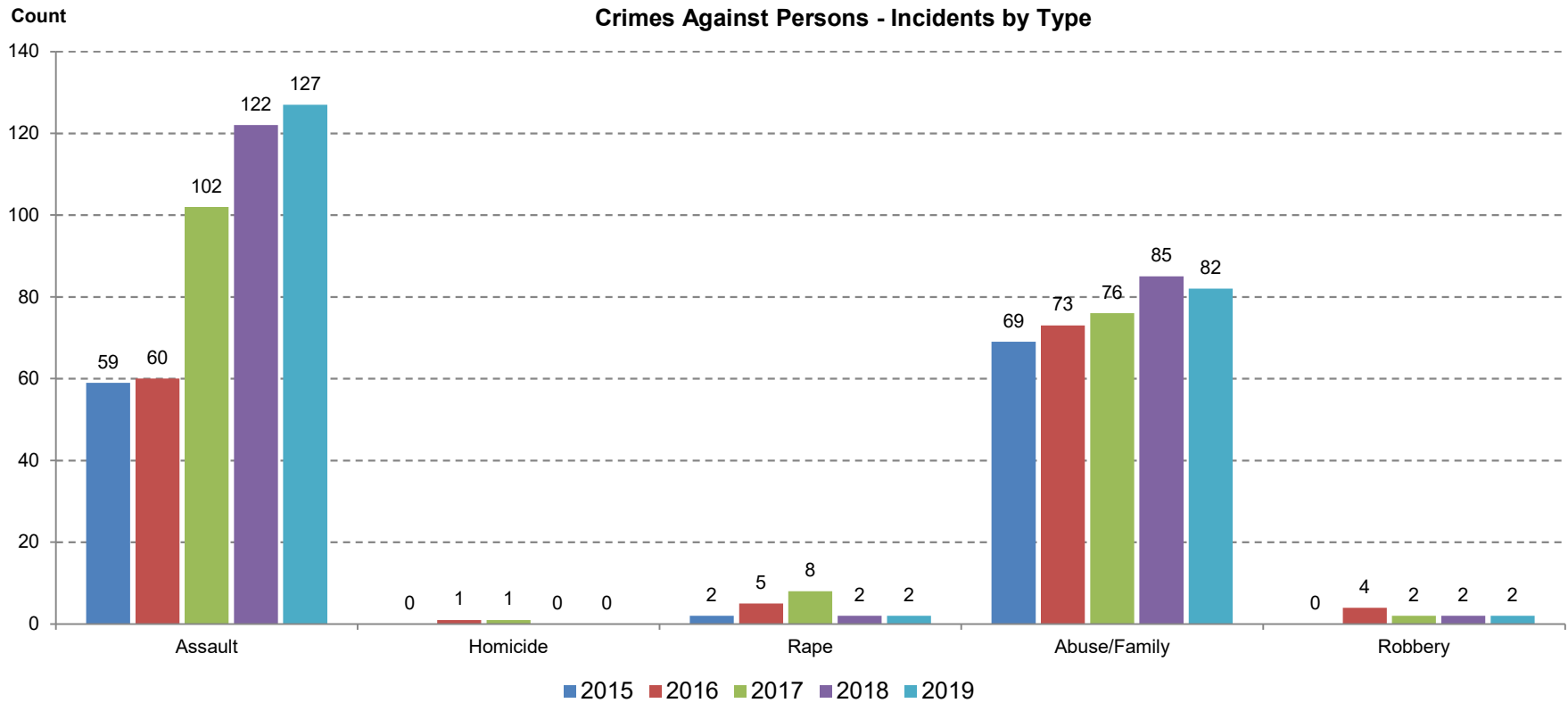


## Traffic Trends by Incidence Type - Citations and Parking



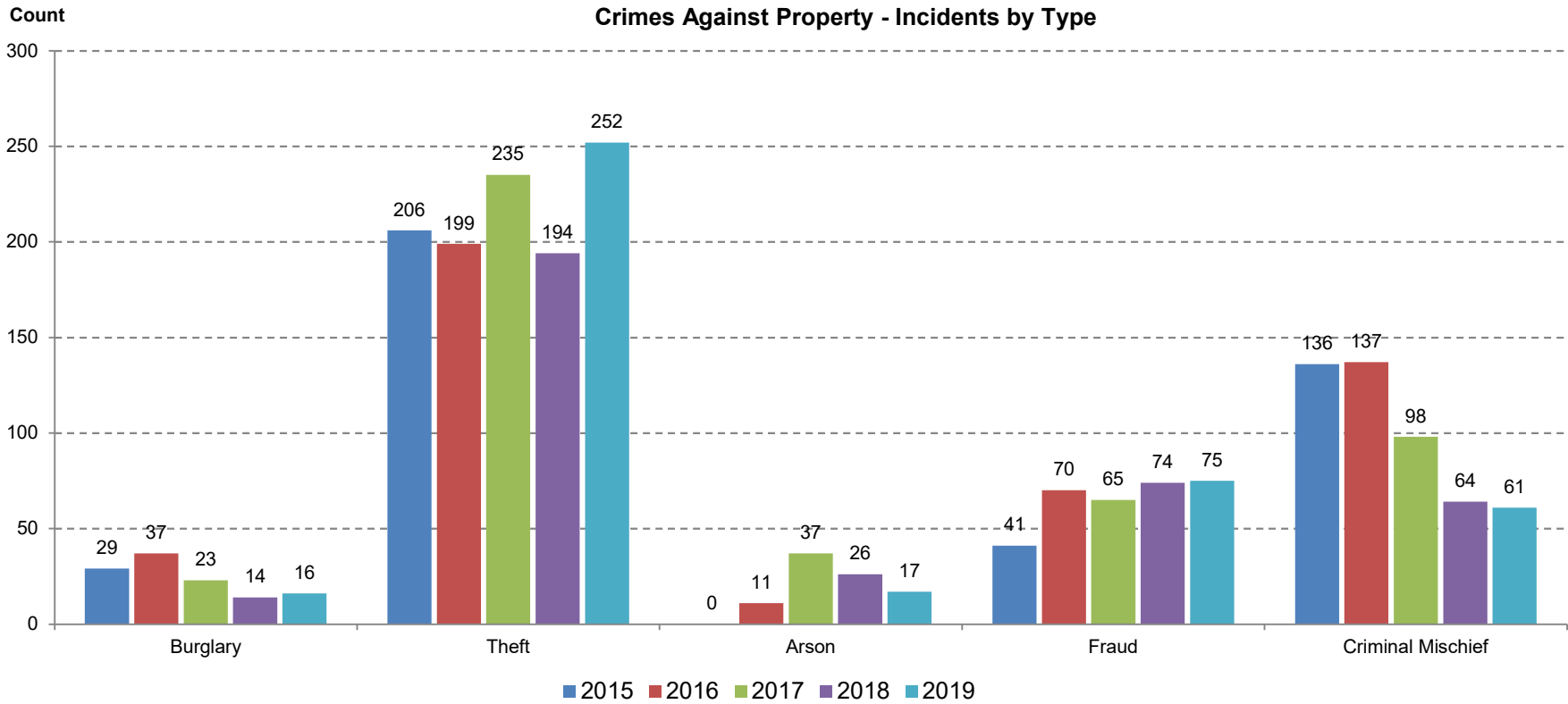
Source: Park City Municipal Corporation. As of July 31, 2020.

# — CRIME & ENFORCEMENT —



Source: Park City Municipal Corporation. As of July 31, 2020.

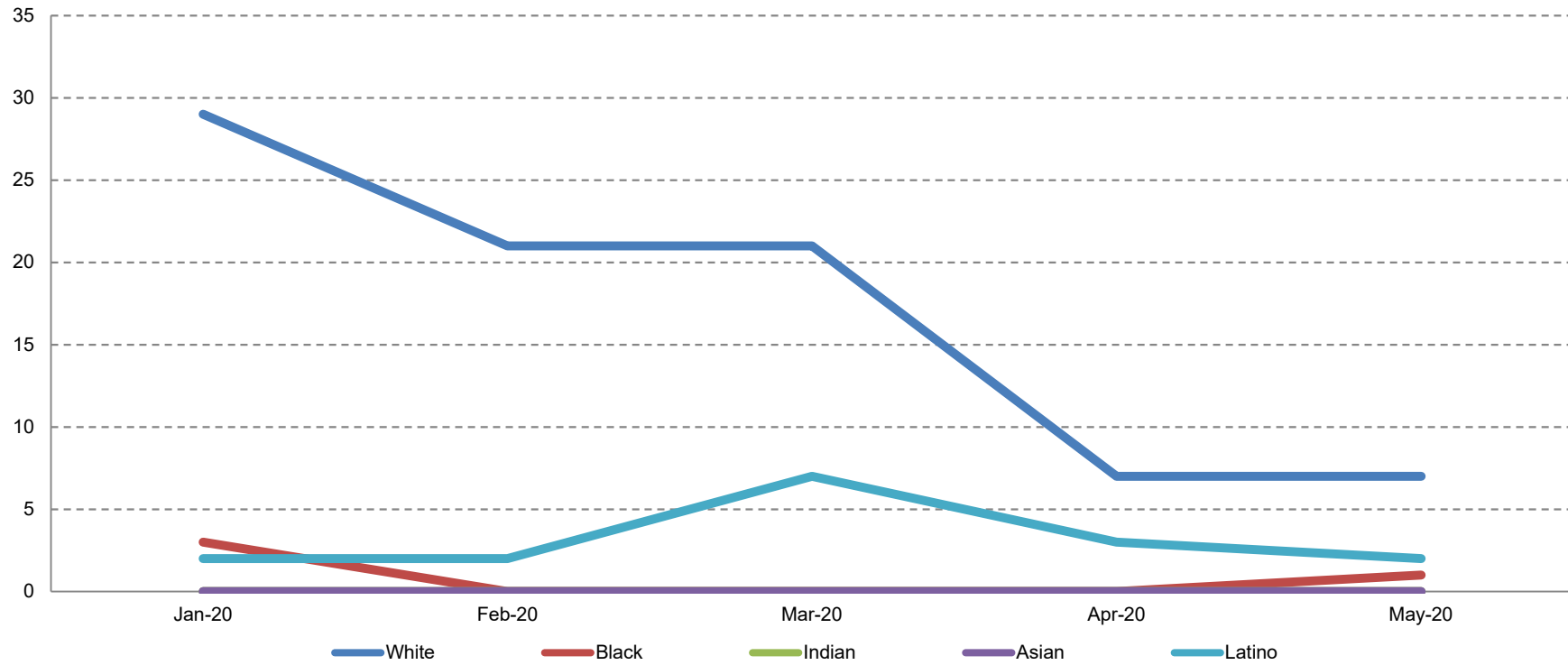
# — CRIME & ENFORCEMENT —



Source: Park City Municipal Corporation. As of July 31, 2020.

# — CRIME & ENFORCEMENT —

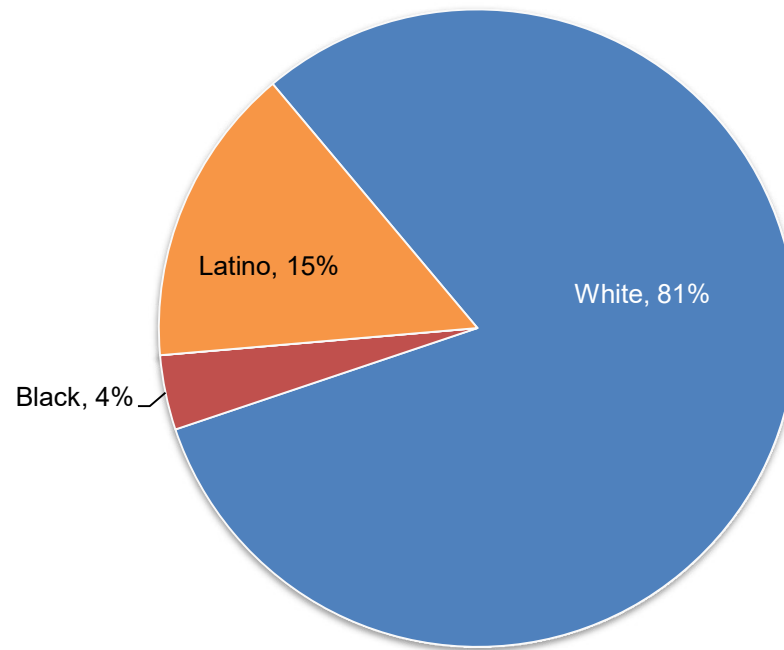
Park City Count of Arrests by Ethnicity - 2020



Source: Park City Municipal Corporation. As of July 31, 2020.

# — CRIME & ENFORCEMENT —

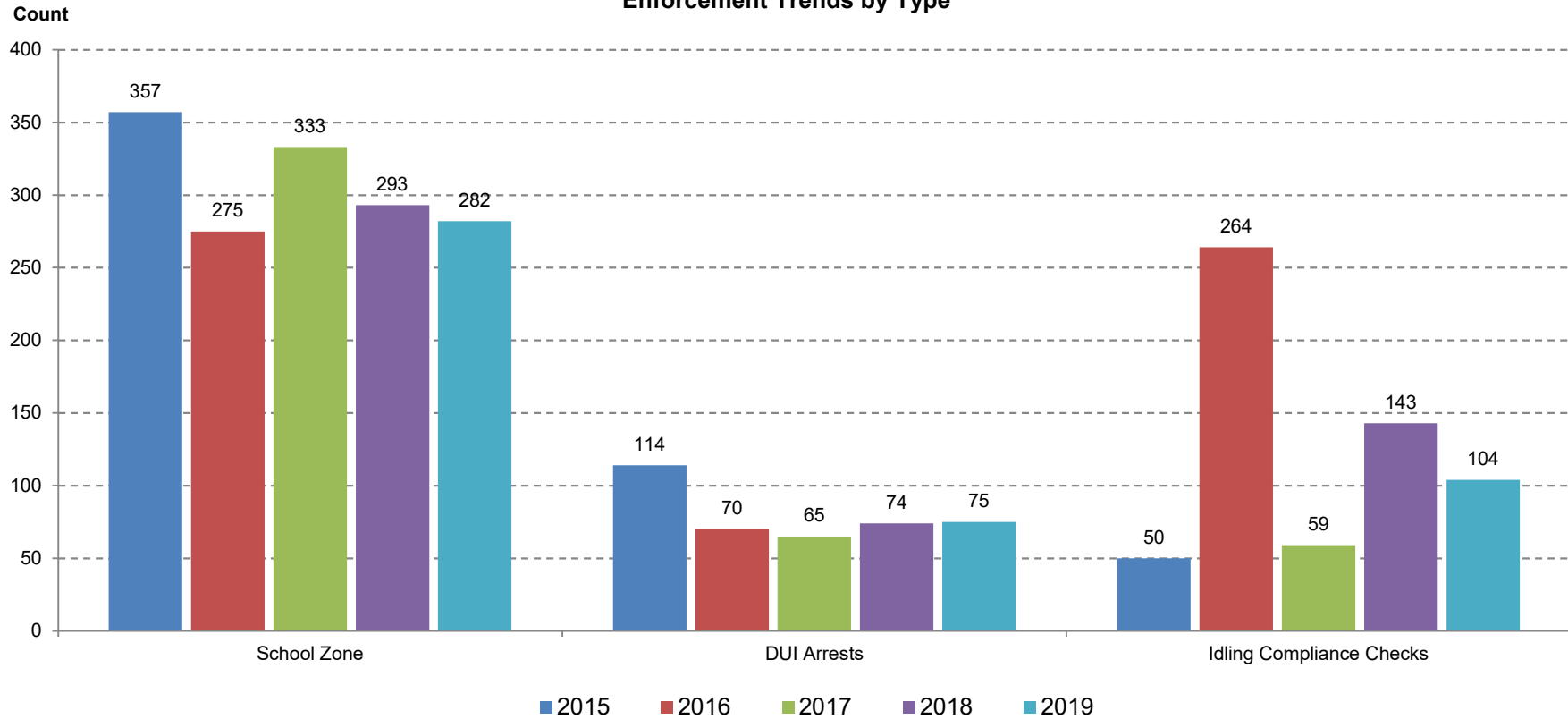
Park City Arrest Ethnicity by % of Total - 2020



Source: Park City Municipal Corporation. As of July 31, 2020.

# — CRIME & ENFORCEMENT —

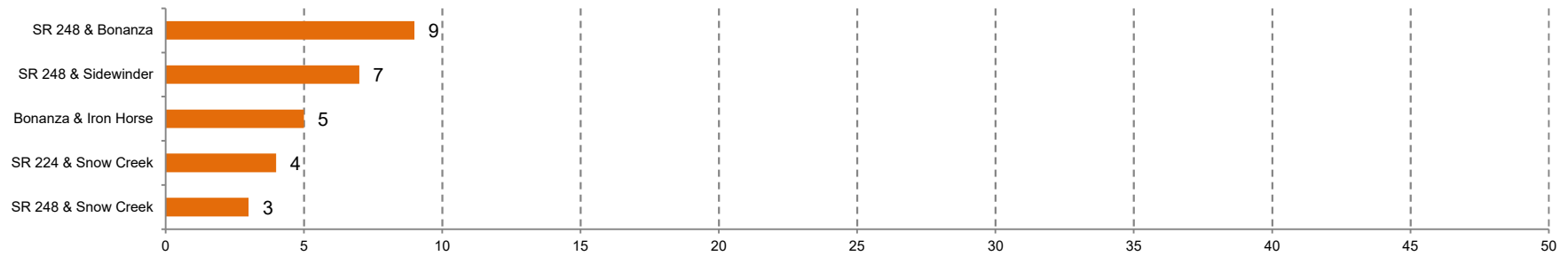
Enforcement Trends by Type



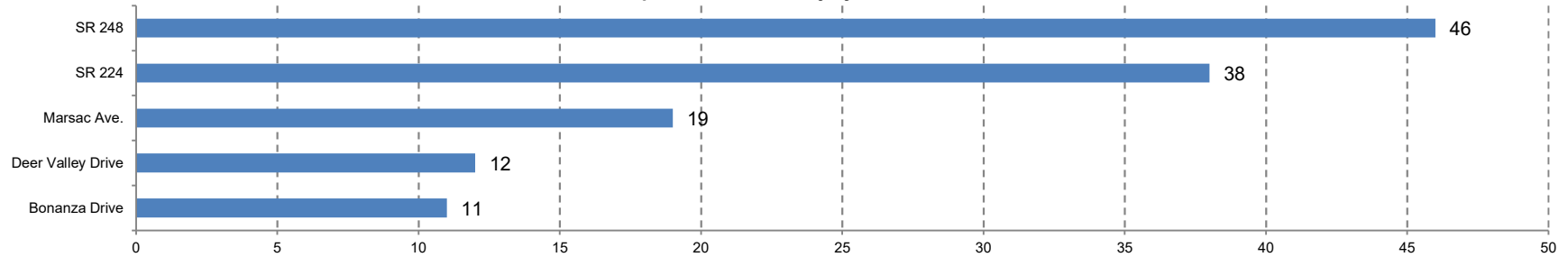
Source: Park City Municipal Corporation. As of July 31, 2020.

# INJURY ACCIDENTS

**Intersections**  
Top 5 Locations for Injury Accidents



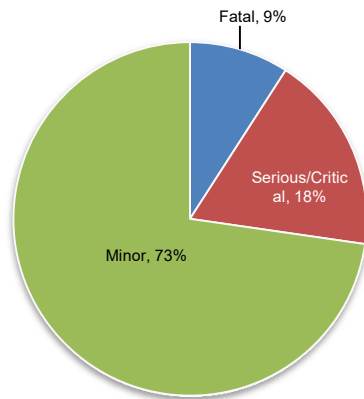
**Roadways**  
Top 5 Locations for Injury Accidents



Source: Park City Municipal Corporation. As of July 31, 2020.

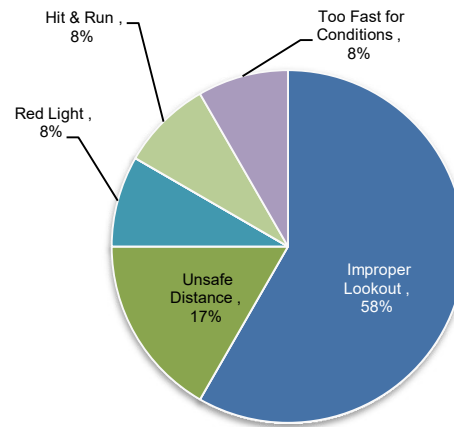
# INJURY ACCIDENTS

Proportion of YTD 2020 Accidents by Severity



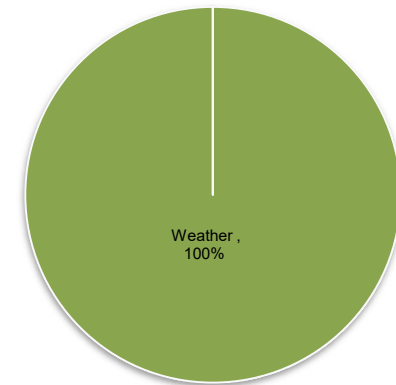
Injury Accidents - Severity	
Severity	2020 YTD - Count of Accidents
Fatal	1
Serious/Critical	2
Minor	8
<b>Total</b>	<b>11</b>

Proportion Preventable of YTD 2020 Accidents by Type



Injury Accidents - Preventable	
Type of Accident	2020 YTD - Count of Accidents
Improper Lookout	7
Distracted Driving	0
Unsafe Distance	2
Failure to Yield	0
Red Light	1
Unsafe Passing	0
Reckless Driving	0
DUI	0
Hit & Run	1
Too Fast for Conditions	1

Proportion Non-Preventable of YTD 2020 Accidents by Type

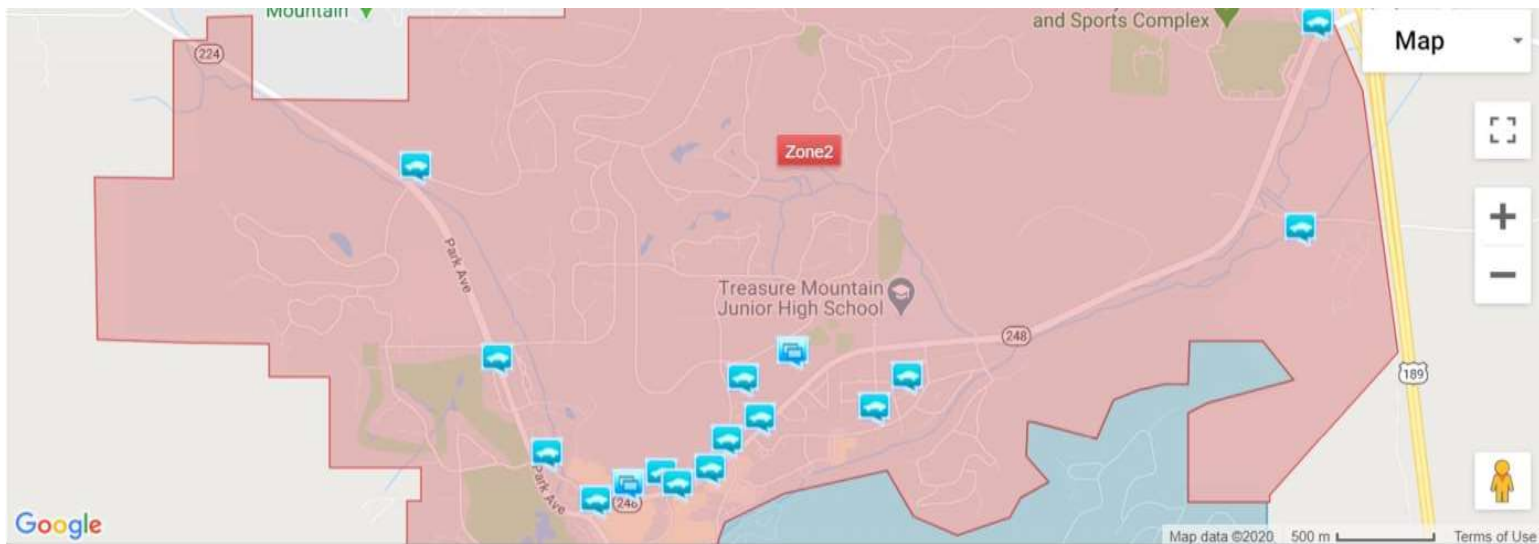


Injury Accidents - Non-Preventable	
Type of Accident	2020 YTD - Count of Accidents
Medical	0
Road Defect	0
Weather	1
Wildlife	0
Equipment Malfunction	0

Source: Park City Municipal Corporation. As of July 31, 2020.

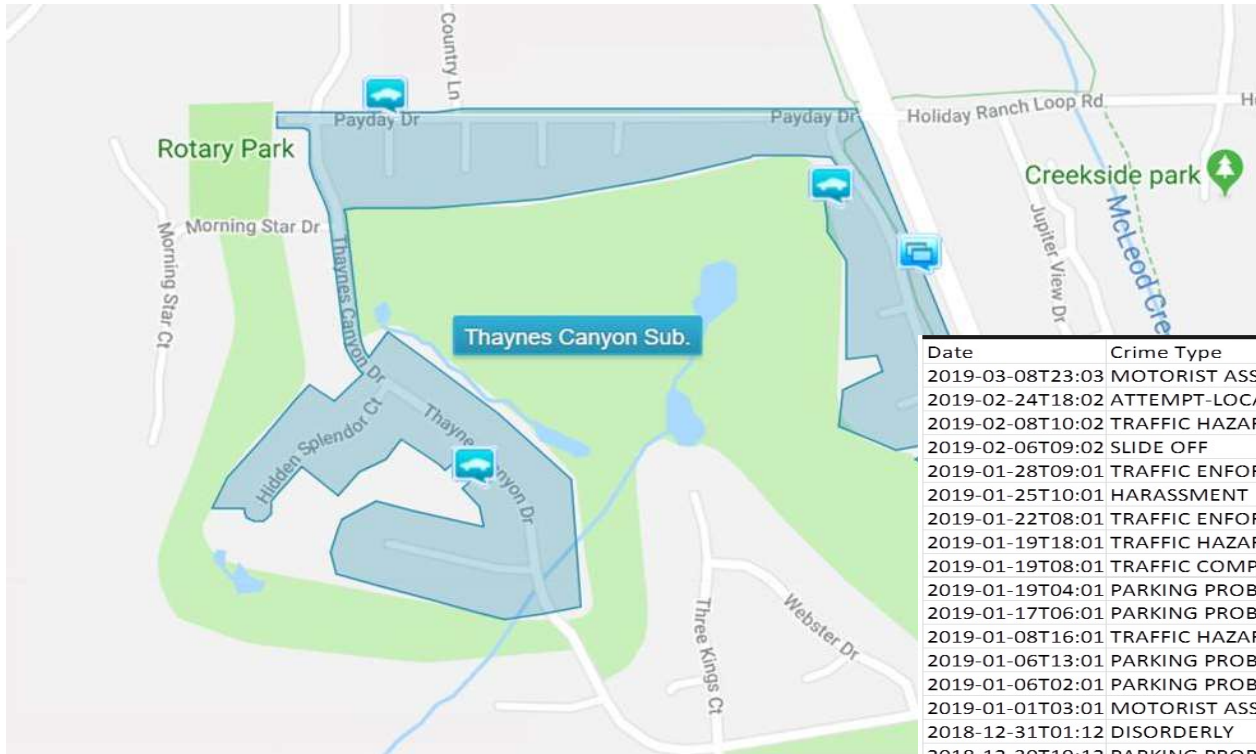


# INJURY ACCIDENTS IN THE LAST 12 MONTHS



Source: Park City Municipal Corporation. As of July 31, 2020.

# NEIGHBORHOODS



Date	Crime Type	Block Address
2019-03-08T23:03	MOTORIST ASSIST	PARK AVE; Trappers Way PARK CITY UT
2019-02-24T18:02	ATTEMPT-LOCATE	PARK AVE; 711 PARK CITY UT
2019-02-08T10:02	TRAFFIC HAZARD	PARK AVE; At Empire PARK CITY UT
2019-02-06T09:02	SLIDE OFF	PARK AVE PARK CITY UT
2019-01-28T09:01	TRAFFIC ENFORCE	PARK AVE PARK CITY UT
2019-01-25T10:01	HARASSMENT	PARK AVE; BY 21 PARK CITY UT
2019-01-22T08:01	TRAFFIC ENFORCE	PARK AVE PARK CITY UT
2019-01-19T18:01	TRAFFIC HAZARD	PARK AVE; btwn 10th & 11th PARK CITY UT
2019-01-19T08:01	TRAFFIC COMPLAI	PARK AVE PARK CITY UT
2019-01-19T04:01	PARKING PROBLEM	PARK AVE PARK CITY UT
2019-01-17T06:01	PARKING PROBLEM	PARK AVE PARK CITY UT
2019-01-08T16:01	TRAFFIC HAZARD	PARK AVE PARK CITY UT
2019-01-06T13:01	PARKING PROBLEM	PROSPECTOR DR PARK CITY UT
2019-01-06T02:01	PARKING PROBLEM	PARK AVE PARK CITY UT
2019-01-01T03:01	MOTORIST ASSIST	PARK AVE PARK CITY UT
2018-12-31T01:12	DISORDERLY	PARK AVE; Cabin PARK CITY UT
2018-12-30T19:12	PARKING PROBLEM	50 THAYNES CANYON DR PARK CITY UT
2018-12-27T20:12	NON INJURY ACCI	PARK AVE; Town Lift PARK CITY UT
2018-12-25T15:12	ATTEMPT-LOCATE	PARK AVE; Kearns PARK CITY UT
2018-12-23T16:12	PARKING PROBLEM	20 PAYDAY DR PARK CITY UT

Source: Park City Municipal Corporation. As of July 31, 2020.



# Special Projects & Innovation

PARK CITY  
1884

# — COMMUNITY POLICING —

4%

of personnel budget directly allocated to dedicated community support roles



**Captain Phil Kirk**  
Park City Police Department  
Phone: (435) 615-5512



**Officer Franco Libertini**  
Community Outreach Section  
Park City Police Department  
Phone: (435) 615-5582



**Enrique Sanchez**  
Community Outreach Specialist  
Park City Police Department  
Phone: (435) 615-5525

# — COMMUNITY POLICING —

9%

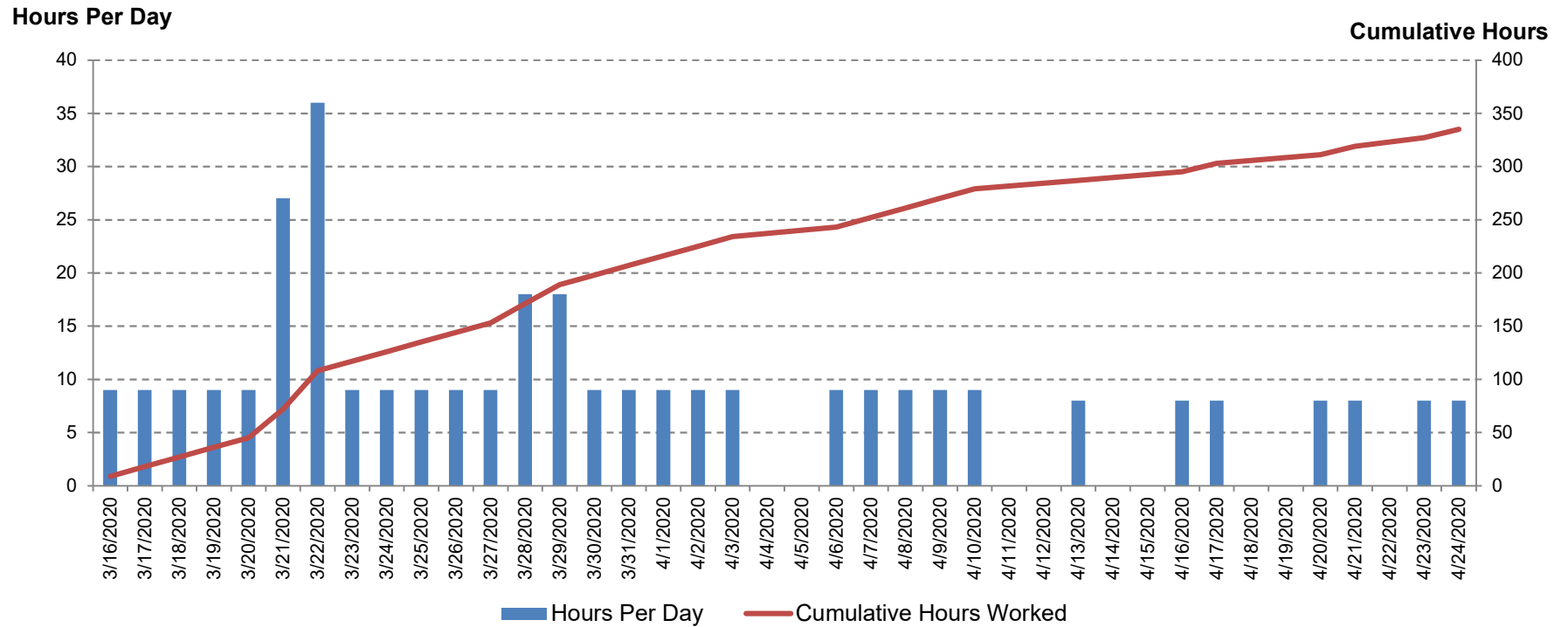
of personnel budget allocated to direct engagement in geographic community support

<b>Old Town</b> Old Town Business, Old Town Residential, PCMR, Snow Country Officer Randall  Officer Bittner  Officer Comer  Officer Proctor	<b>Deer Valley</b> Deer Valley, Solamere, Bonanza Flats Officer Penrod  Officer Welker  Officer North	<b>Prospector</b> Prospector, Iron Horse, Aspen Villas, Parkside, Holliday Village Officer Allinson  Officer Foust  Officer Rodrigues  Officer Snelson	<b>Traffic</b> Officer McKinney  Officer Powers  Officer Bowers  Officer Parker  Officer Patterson  Officer Comer	<b>Meadows</b> Meadows, Snow Creek, Aspen Springs, Three Kings, School District Officer Nakaishi  Officer Salmon  Officer Carrillo  Officer Jarman  Officer Knechtel	<b>Round Valley</b> Quinn's, PKMC, Peach House, PC Heights Officer Johnson  Officer Ware  Officer Dunaway
--	---	--	--	--	---

Source: Park City Municipal Corporation. As of July 31, 2020.

# COVID Response

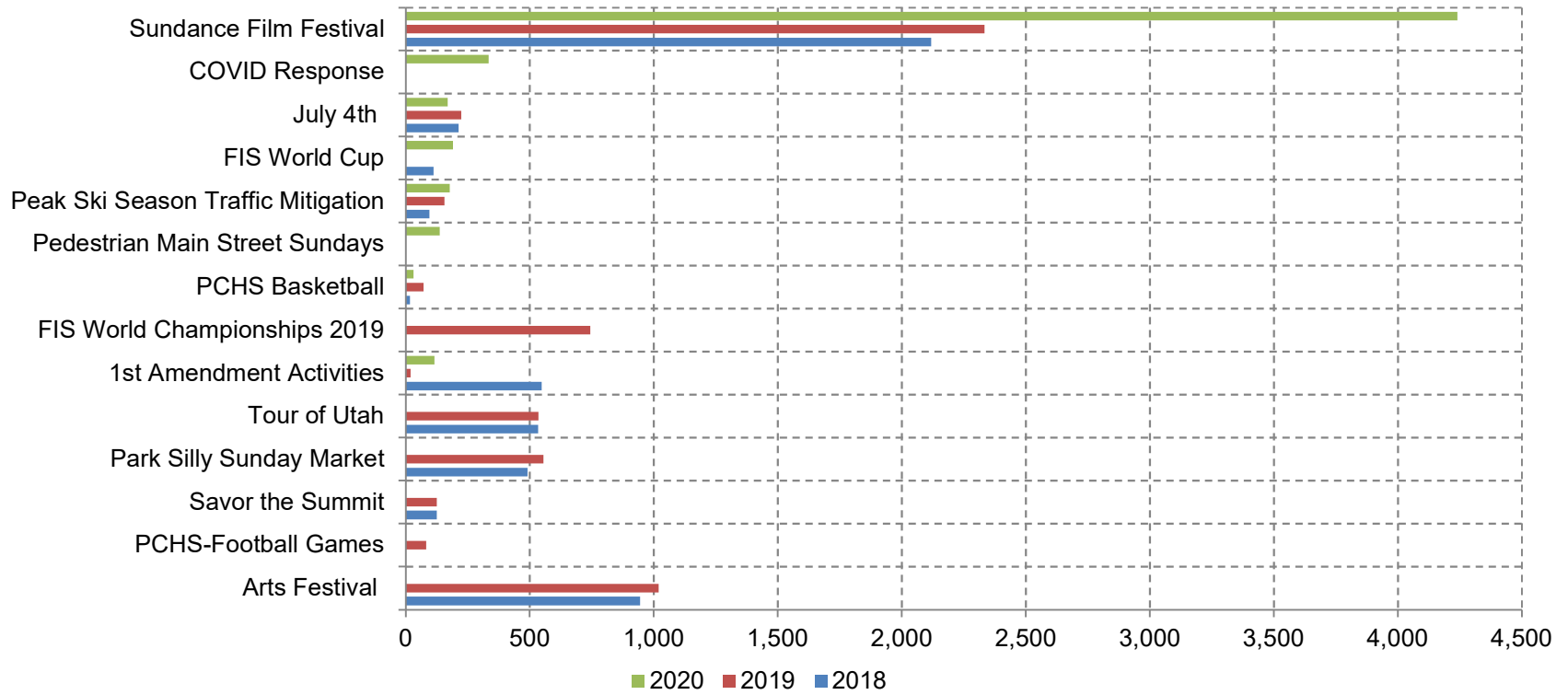
## PCPD COVID Response Team - Hours Worked<sup>1</sup>



Source: Park City Municipal Corporation. As of July 31, 2020.  
1. Hours worked are not inclusive of full-time salaried officers.

# SPECIAL EVENTS

PCPD Major Special Events - Hours Worked



Source: Park City Municipal Corporation. As of July 31, 2020.

# Appendix

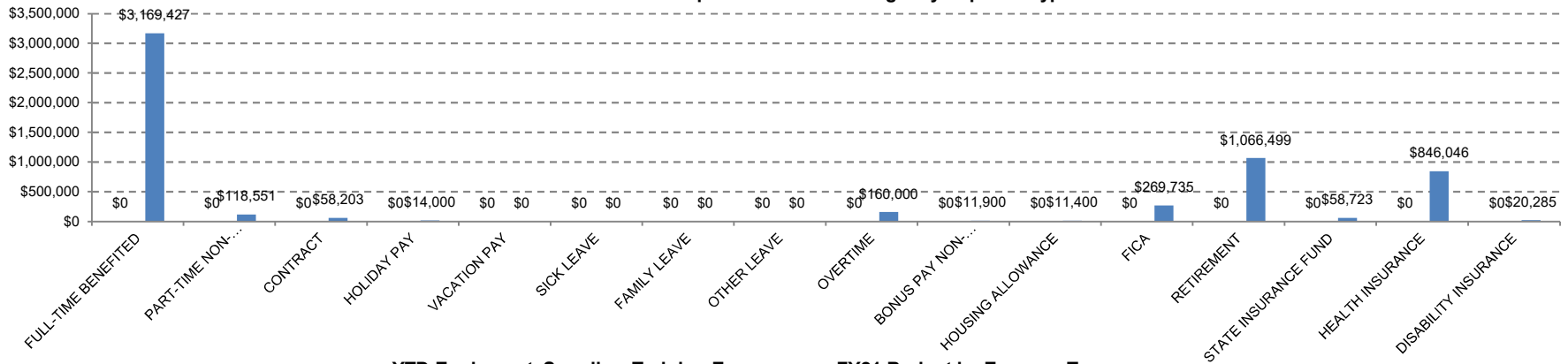
PARK CITY

1881

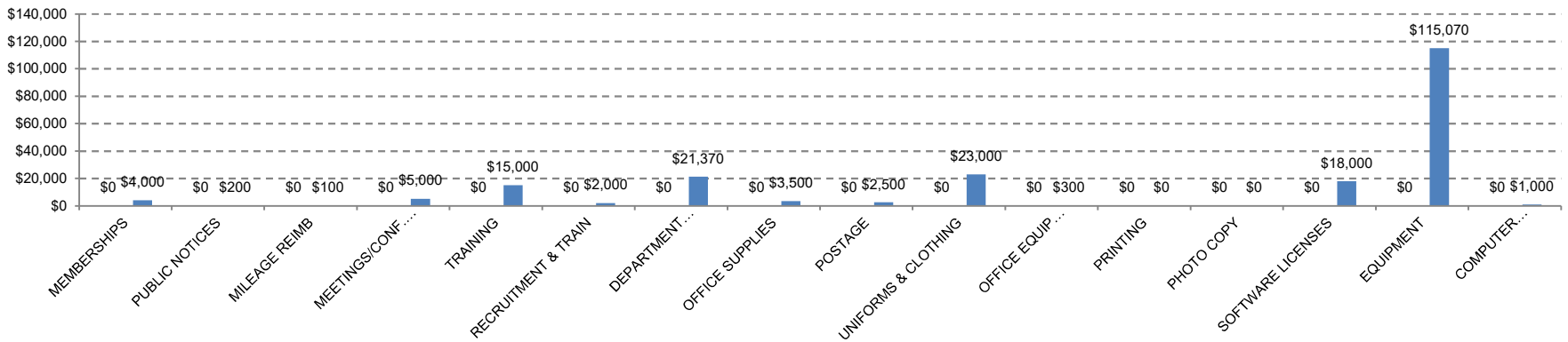


# EXPENSES

YTD Personnel Expenses vs. FY21 Budget by Expense Type



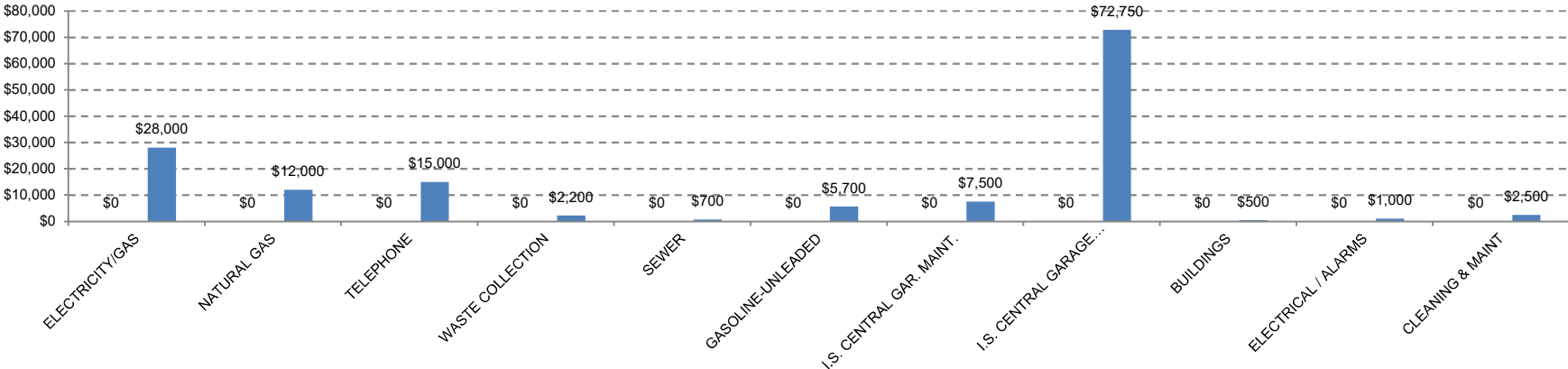
YTD Equipment, Supplies, Training Expenses vs. FY21 Budget by Expense Type



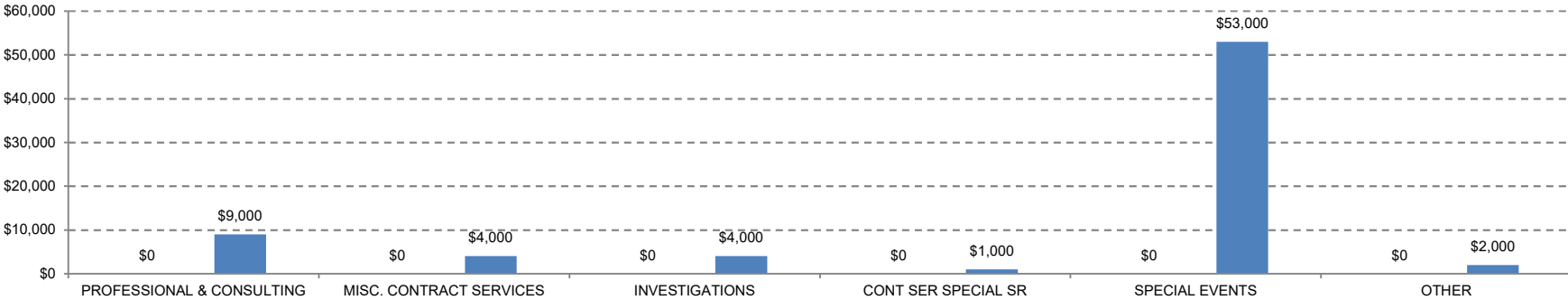
Source: Park City Municipal Corporation. As of June 30, 2020.

# EXPENSES

YTD Utility Expenses vs. FY21 Budget by Expense Type



YTD Other Expenses vs. FY21 Budget by Expense Type



Source: Park City Municipal Corporation. As of June 30, 2020.