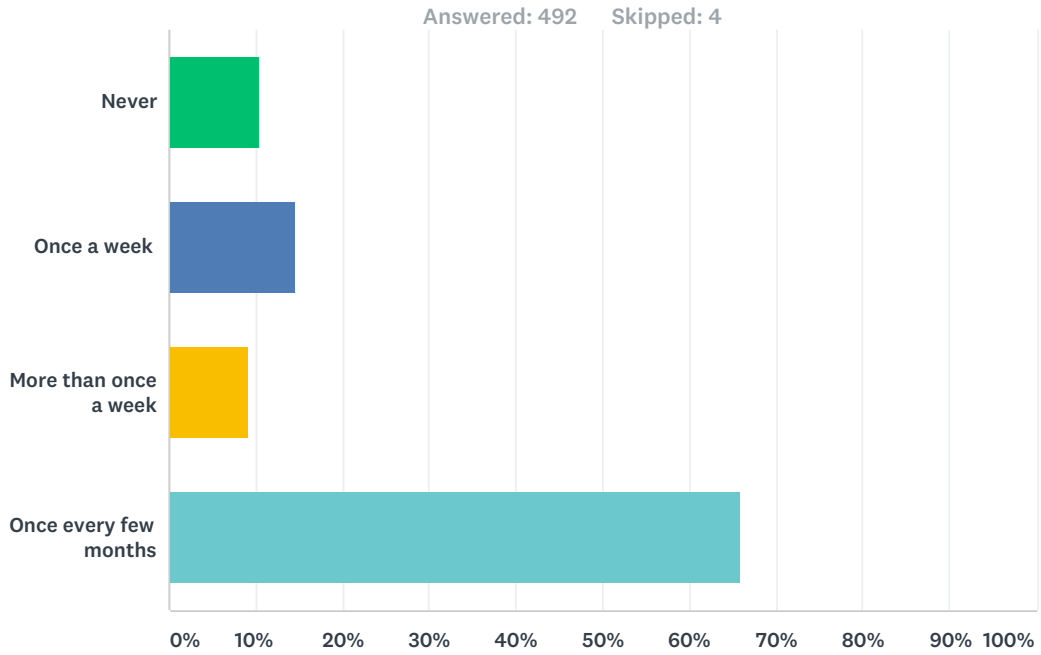
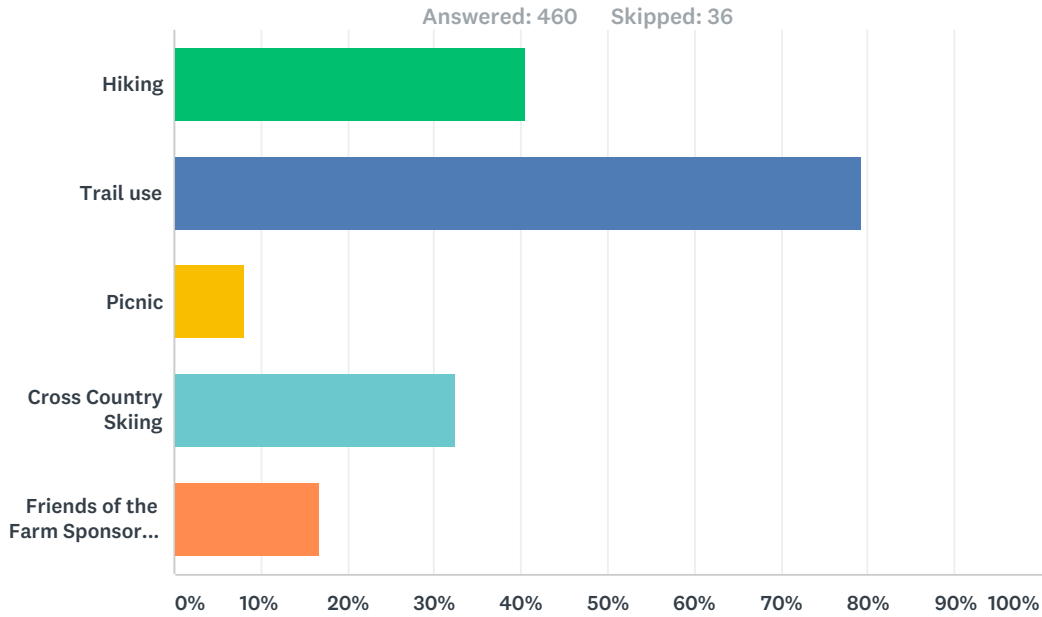


Q1 How often do you visit the McPolin Farm?



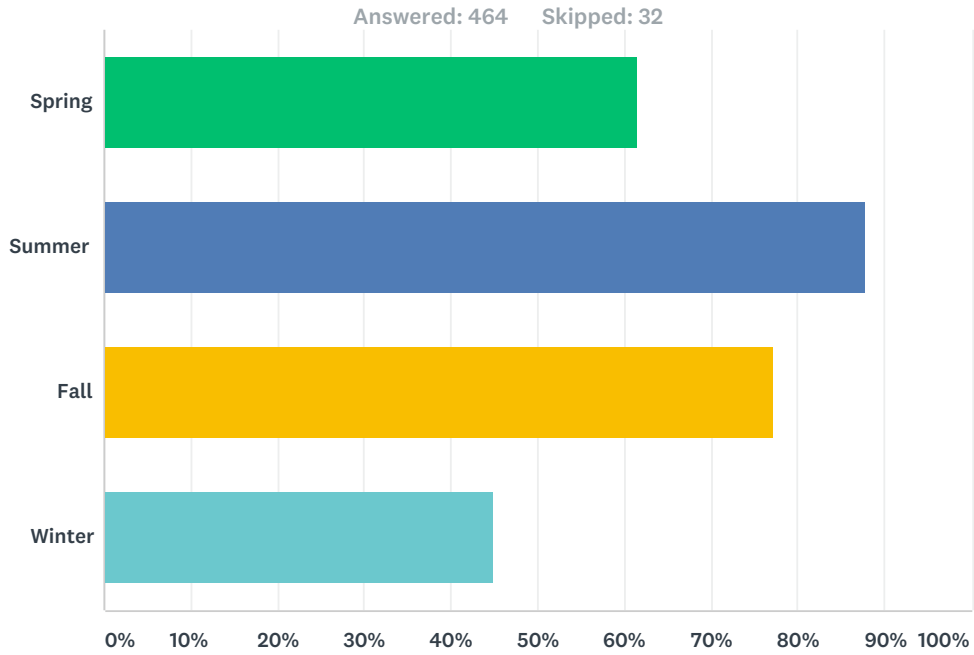
Answer Choices	Responses
Never	10.37% 51
Once a week	14.63% 72
More than once a week	9.15% 45
Once every few months	65.85% 324
Total	492

Q2 In what capacity do you visit the Farm?



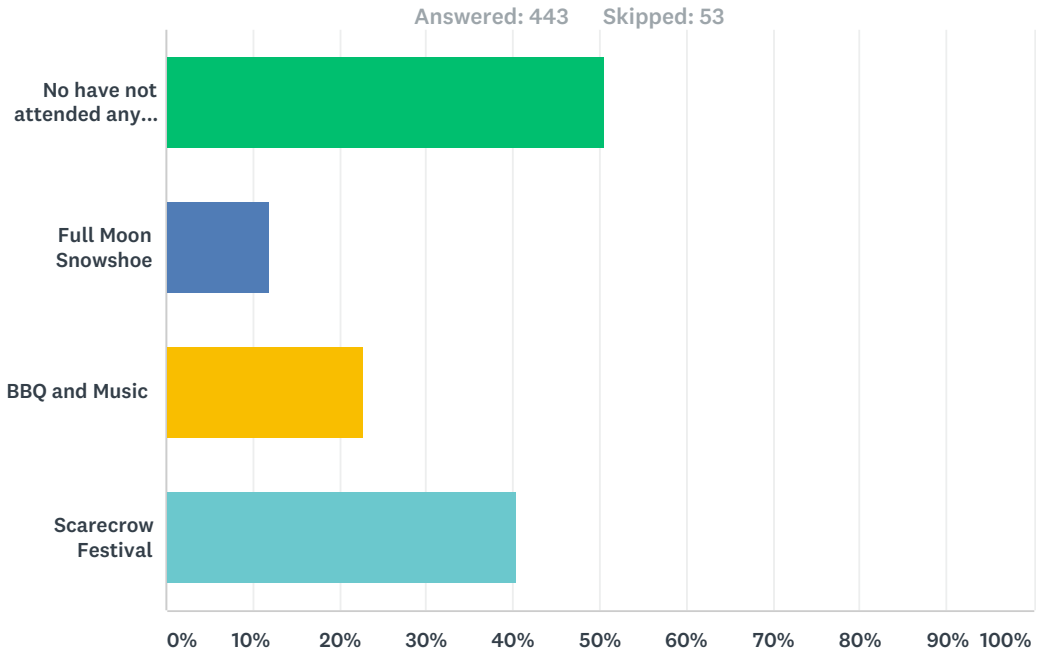
Answer Choices	Responses
Hiking	40.65% 187
Trail use	79.35% 365
Picnic	8.26% 38
Cross Country Skiing	32.39% 149
Friends of the Farm Sponsored Events	16.74% 77
Total Respondents: 460	

Q3 What season(s) do you use the trails at the Farm?



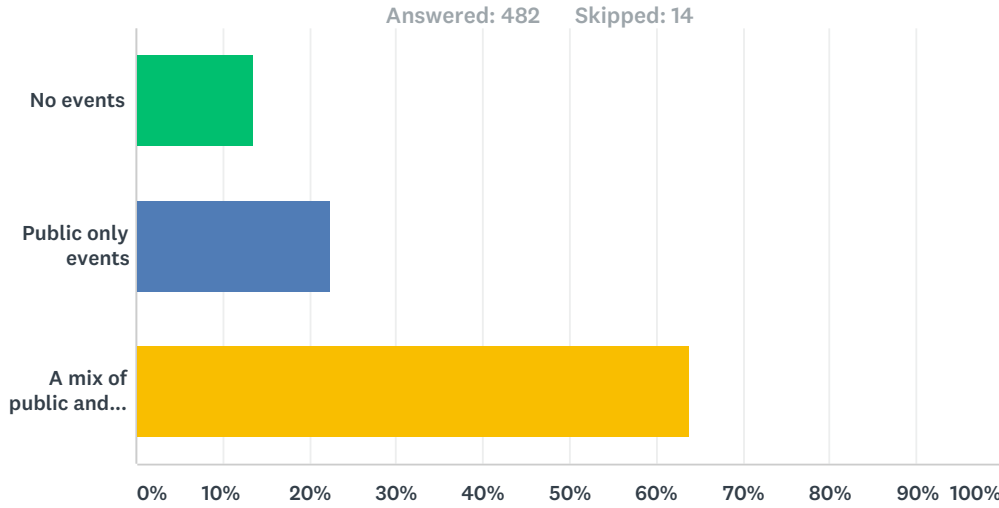
Answer Choices	Responses
Spring	61.42% 285
Summer	87.93% 408
Fall	77.16% 358
Winter	45.04% 209
Total Respondents: 464	

Q4 Have you ever attended a Farm event? If yes which one(s)?



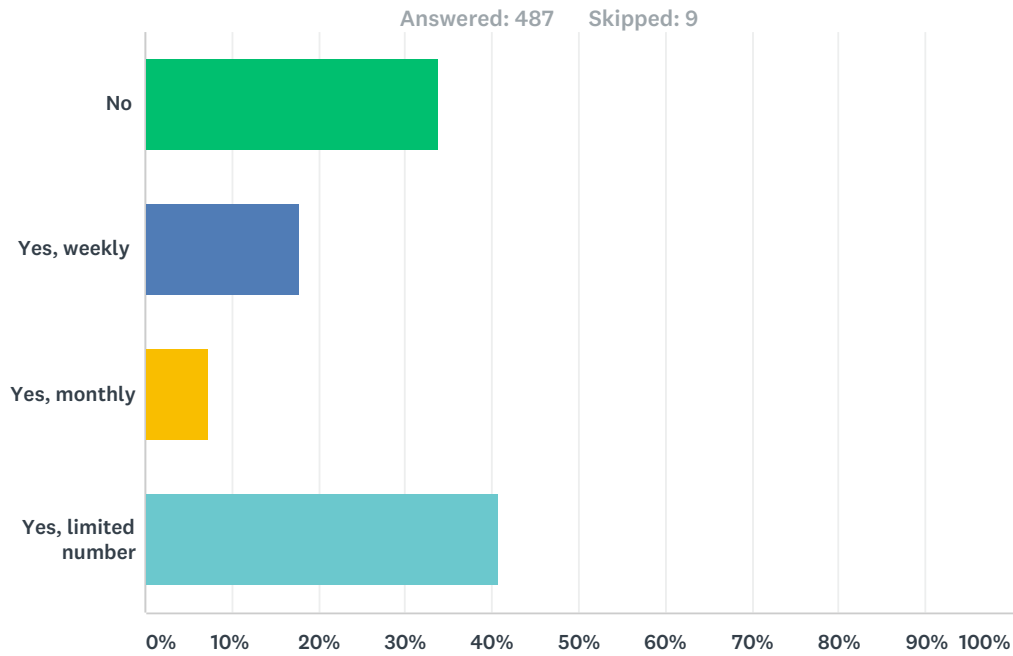
Answer Choices	Responses
No have not attended any events.	50.56% 224
Full Moon Snowshoe	11.96% 53
BBQ and Music	22.80% 101
Scarecrow Festival	40.41% 179
Total Respondents: 443	

Q5 The City currently permits 12 events per year at the Farm. Would you be interested in other public/non-profit uses? If so how would you like to see the Farm used?



Answer Choices	Responses
No events	13.69% 66
Public only events	22.41% 108
A mix of public and private (i.e. family reunions, weddings, local non-profit meetings, etc.) with minimal/no public access to the patio and reception center.	63.90% 308
Total	482

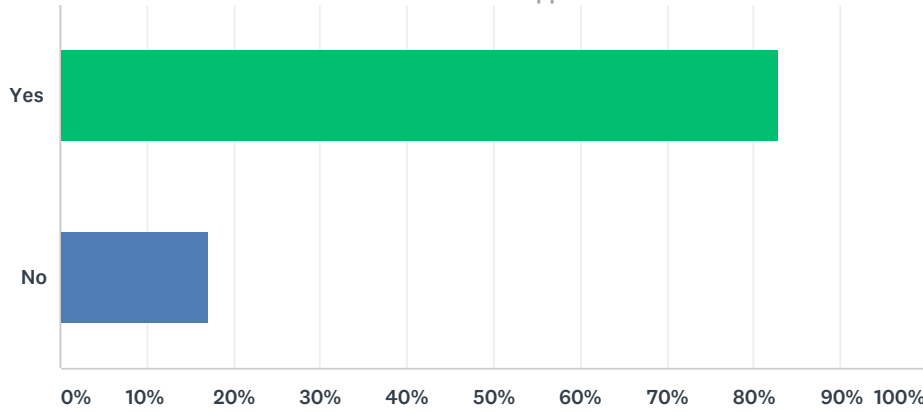
Q6 Should weddings be an allowed use of the Farm? If so, how frequently?



Answer Choices	Responses	
No	33.88%	165
Yes, weekly	17.86%	87
Yes, monthly	7.39%	36
Yes, limited number	40.86%	199
Total		487

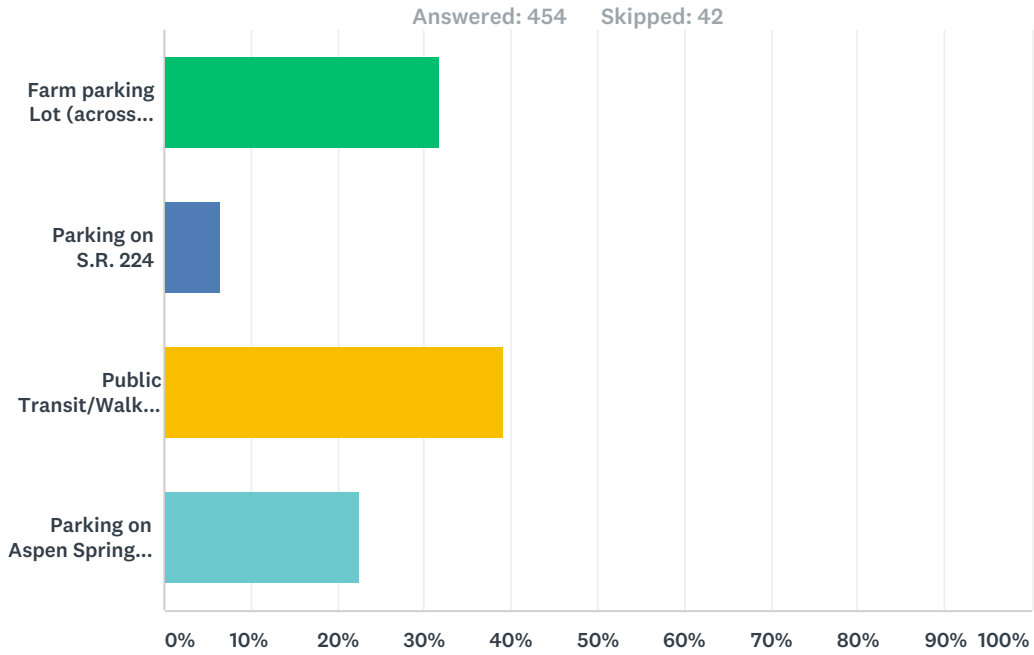
Q7 Should local non-profits be allowed to hold community events at the Farm?

Answered: 487 Skipped: 9



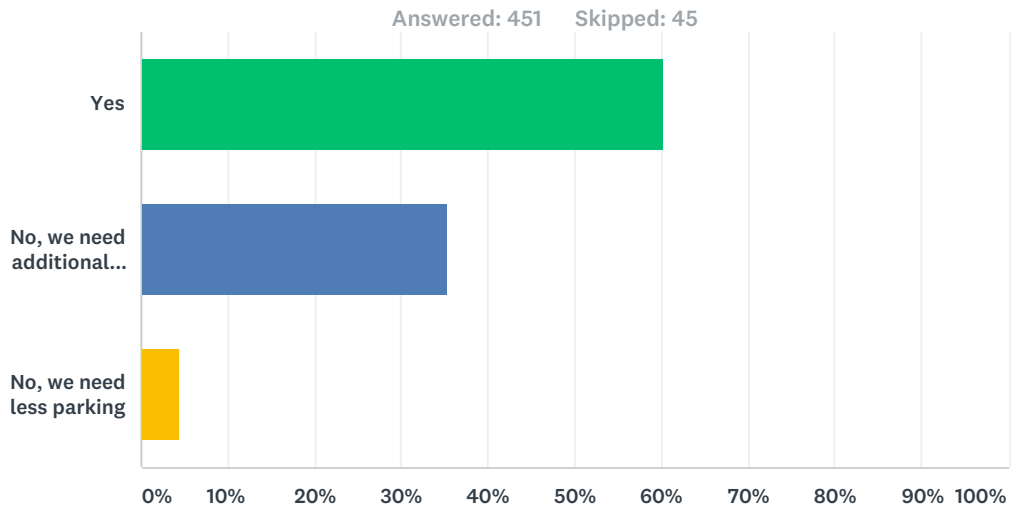
Answer Choices	Responses
Yes	82.75% 403
No	17.25% 84
Total	487

Q8 When visiting the Farm, how do you get there?



Answer Choices	Responses
Farm parking Lot (across S.R. 224)	31.72% 144
Parking on S.R. 224	6.39% 29
Public Transit/Walking/Biking/etc.	39.21% 178
Parking on Aspen Springs Rd.	22.69% 103
Total	454

Q9 Is there sufficient parking near the Farm?

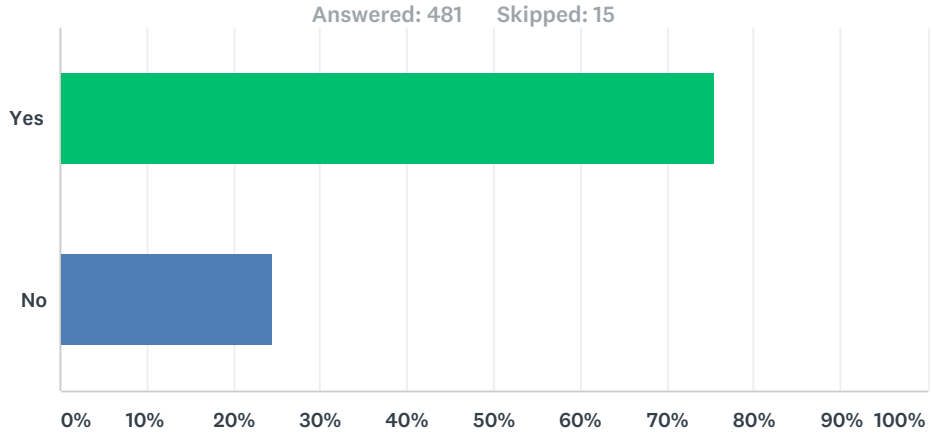


Answer Choices	Responses	
Yes	60.31%	272
No, we need additional parking	35.25%	159
No, we need less parking	4.43%	20
Total		451

Q10 Are there any reasons that you do not use the Farm during specific seasons?

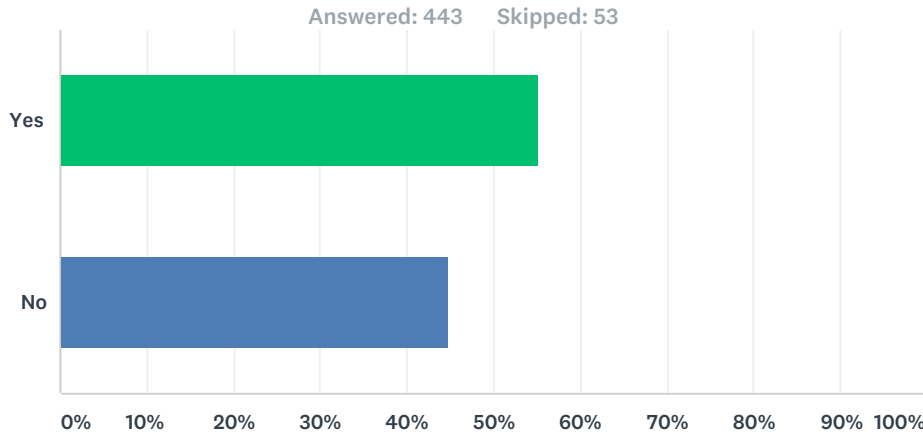
Answered: 125 Skipped: 371

Q11 Would you like to be able to tour inside the Barn?



Answer Choices	Responses	
Yes	75.47%	363
No	24.53%	118
Total		481

Q12 Would you be interested in maintaining the pole barn across the highway from the Farm site?



Answer Choices	Responses	
Yes	55.30%	245
No	44.70%	198
Total		443

Q13 What would you change about the Farm?

Answered: 227 Skipped: 269